

# High Performance Natural Language Processing


EMNLP 2020

Google Research

**W**  
UNIVERSITY of  
WASHINGTON



# Presenters



**Gabriel Ilharco**

University of Washington



**Cesar Ilharco**

Google



**Iulia Turc**

Google



**Tim Dettmers**

University of Washington




**Felipe Ferreira**

Google



**Kenton Lee**

Google



# High Performance NLP

Slides available at: [bit.ly/2SmhKY7](https://bit.ly/2SmhKY7)



Google Research

**W**  
UNIVERSITY of  
WASHINGTON




# Agenda

- 01 Introduction
- 02 Fundamentals
- 03 Core Techniques
- 04 Efficient Attention
- 05 Case Studies
- 06 Scaling in Practice
- 07 Closing Notes



01

# Introduction

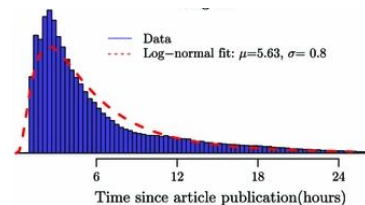


# Motivation & Applications

Why do we need it ?

## SCALE

- NEWS
  - Realtime: Majority of content is consumed within a few hours after publication [1]
  - Thousands of news articles per second
  - 40-80 sentences per article
- SOCIAL NETWORKS: ~6 Thousand tweets per second [2]
- THE WEB: Orders of magnitude bigger






What could we do, if we had it ?


[1] Tatar, A., Antoniadis, P., Amorim, M.D.d. et al. From popularity prediction to ranking online news. Soc. Netw. Anal. Min. 4, 174 (2014). <https://doi.org/10.1007/s13278-014-0174-8>

[2] [https://blog.twitter.com/engineering/en\\_us/a/2013/new-tweets-per-second-record-and-how.html](https://blog.twitter.com/engineering/en_us/a/2013/new-tweets-per-second-record-and-how.html)

# Summarization


5:18  51%

←  

 Full Coverage

**Eddie Van Halen has died**

Top coverage

 Associated Press


**The New York Times**

**Eddie Van Halen, Virtuoso of the Rock Guitar, Dies at 65**

11 minutes ago

**TMZ**

**Eddie Van Halen Dead at 65 from Cancer**




 PEOPLE.com

**Eddie Van Halen's Son Wolf Posts Adorable Childhood Photo with Dad Days After His Death**


Eddie Van Halen died on Tuesday after battling cancer for years.  
2 days ago




 Billboard

**Van Halen's Songs Were Streamed More Than 30 Million Times After Eddie Van Halen's Death**


Following the death of Eddie Van Halen on Oct. 6, his namesake band's catalog of songs were streamed over 31 million times in the U.S., ...  
2 days ago




 NME.com

**Van Halen streams increase by over 1,300% following Eddie Van Halen's death**


Van Halen's US music streams have increased by over 1300% since the death of the band's guitarist Eddie Van Halen, figures have revealed.  
23 hours ago




 TMZ

**Eddie Van Halen Dead at 65 from Cancer**


Eddie Van Halen has died at age 65.  
5 days ago




 Yahoo Entertainment

**Eddie Van Halen Dies at 65**


Eddie Van Halen, whose innovative and explosive guitar playing kept the hard rock band that bore his family name cemented to the top of the ...  
5 days ago




 The New York Times

**Eddie Van Halen, Virtuoso of the Rock Guitar, Dies at 65**


Eddie Van Halen, whose razzle-dazzle guitar-playing — combining complex harmonics, innovative fingerings and ingenious devices he ...  
4 days ago



 Fox News

**Eddie Van Halen, legendary rock guitarist, dead at 65**

Eddie Van Halen died after a battle with cancer, his son Wolf confirmed on ...




# Summarization

5:18 51%

Full Coverage

**Eddie Van Halen has died**

Top coverage

 Associated Press


The New York Times


**Eddie Van Halen, Virtuoso of the Rock Guitar, Dies at 65**


11 minutes ago

TMZ




**Eddie Van Halen Dead at 65 from Cancer**



**Eddie Van Halen** 

Musician 

Available on

-  YouTube
-  Spotify
-  Apple Music
- More music services

Edward Lodewijk "Eddie" Van Halen was an American musician, songwriter, producer, and inventor. He was the main songwriter and lead guitarist of the American rock band Van Halen, which he co-founded in 1972 with his brother, drummer Alex Van Halen, bassist Mark Stone, and singer David Lee Roth. [Wikipedia](#)

**Died:** October 6, 2020, [Santa Monica, CA](#) [Trending](#)

**Born:** January 26, 1955, [Amsterdam, Netherlands](#)

**Spouse:** [Janie Liszewski](#) (m. 2009–2020), [Valerie Bertinelli](#) (m. 1981–2007)

**Children:** [Wolfgang Van Halen](#)

# Facts Extraction

 Top stories



**yahoo!sports**

Quinton Byfield becomes highest-ever drafted Black player in history after Kings take him No...

15 hours ago



SPORTINGNEWS

NHL Draft 2020 Round 1 winners, losers: Alex Trebek, Quinton Byfield make their mark, Maple...



## The Athletic

## The winners, losers and late maneuvers of the NHL Draft's first round

11 hours ago

## Quinton Byfield - Elite Prospects

Eliteprospects.com hockey player profile of **Quinton Byfield**, 2002-08-19 Newmarket, ON, CAN  
Canada. Most recently in the OHL with Sudbury Wolves.

Place of birth: Newmarket

[Quinton Byfield \(F\)](#) · [Quinton Byfield - Elite Prospects](#) · [Quinton Byfield Embed Stats](#)



## Quinton Byfield

Ice hockey centre

Quinton Byfield is a Canadian junior ice hockey centre. He is currently playing for the Sudbury Wolves of the Ontario Hockey League. Byfield was selected second overall by the Los Angeles Kings in the 2020 NHL Entry Draft, becoming the highest drafted black player in NHL history. [Wikipedia](#)

**Born:** August 19, 2002 (age 18 years), [Newmarket, Canada](#)

**Height:** 6' 4"

**Nationality:** Canadian

**Playing career:** TBD–present

**Current team:** [Sudbury Wolves](#) (Centerman)

**NHL Draft: Eligible 2020**

## Highest-ever drafted Black player in history.

# Facts Extraction

- Noteworthy Facts
- Trendiness



VS

**Rink Royalty**

## LA Kings: Scout believes Quinton Byfield doesn't need extra time

Winners in the lottery and coming away with the second overall pick, the pick is likely going to be either Quinton Byfield or Tim Stützle. The debate ...  
1 week ago



**dobberprospects.com**

## How Quinton Byfield Stacks Up to Previous Second Overall

...  
@Hockey\_Robinson explains why he stuck to his guns and ranked Quinton Byfield ahead of Alexis Lafreniere in his latest draft rankings.  
2 weeks ago



**SN Sportsnet.ca**

## Quinton Byfield selected second overall by Kings in 2020 NHL ...

The Los Angeles Kings selected Quinton Byfield of the Sudbury Wolves with the second-overall pick in the 2020 NHL Draft. Top Videos ...  
6 days ago



**Detroit Jock City**

## Red Wings: Quinton Byfield or Tim Stützle falling to four is dream come true

The Detroit Red Wings have the fourth overall pick, and it could be a dream come true if Quinton Byfield or Tim Stützle falls into Steve ...  
4 weeks ago



# Sentence Entailment

**Snopes** Search Snopes.com

Submit a Topic | Shop Snopes | What's New | Hot 50 | Fact Checks

In September 2020, a **false rumor** saying that Netflix CEO Reed Hastings had been arrested on child pornography charges was widely circulated on social media. While that rumor was entirely made up out of whole cloth, the pushers of that misinformation at least correctly identified the CEO of the streaming giant.

A few days after that rumor went viral, an even more incorrect version started to make its way around the internet. This time, **social media users claimed** that it was actually Netflix CEO "Kim Martin Morrow" — who is nonexistent — had been arrested for child pornography charges:



**False**

About this rating [🔗](#)

www.wbtw.com › news › national › sen-cruz-calls-for-criminal-invest... ▼

**Sen. Cruz calls for criminal investigation into Netflix's 'Cuties'** -- WBTW

Sep 12, 2020 — Unedited press release from the press office of Sen. Ted Cruz (R-Texas) sent a letter calling on the Department of Justice to investigate whether Netflix, its executives or the makers of the film violated any federal laws against the production and distribution of child pornography.



**Correct Attribution**

About this rating [🔗](#)

7:58

Search

< Benjamin Schoch · Garman Castle 2d ·

Kim Martin Morrow the CEO of Netflix has just been charged with 15 charges for child pornography and 31,000 files have been found on his personal computers for child porn from ages 8 and as young as toddlers. So, I think the investigation was needed. [#SaveOurChildren](#)

WBTV.COM

**Sen. Cruz calls for criminal investigation into Netflix's 'Cuties'**

Share

10

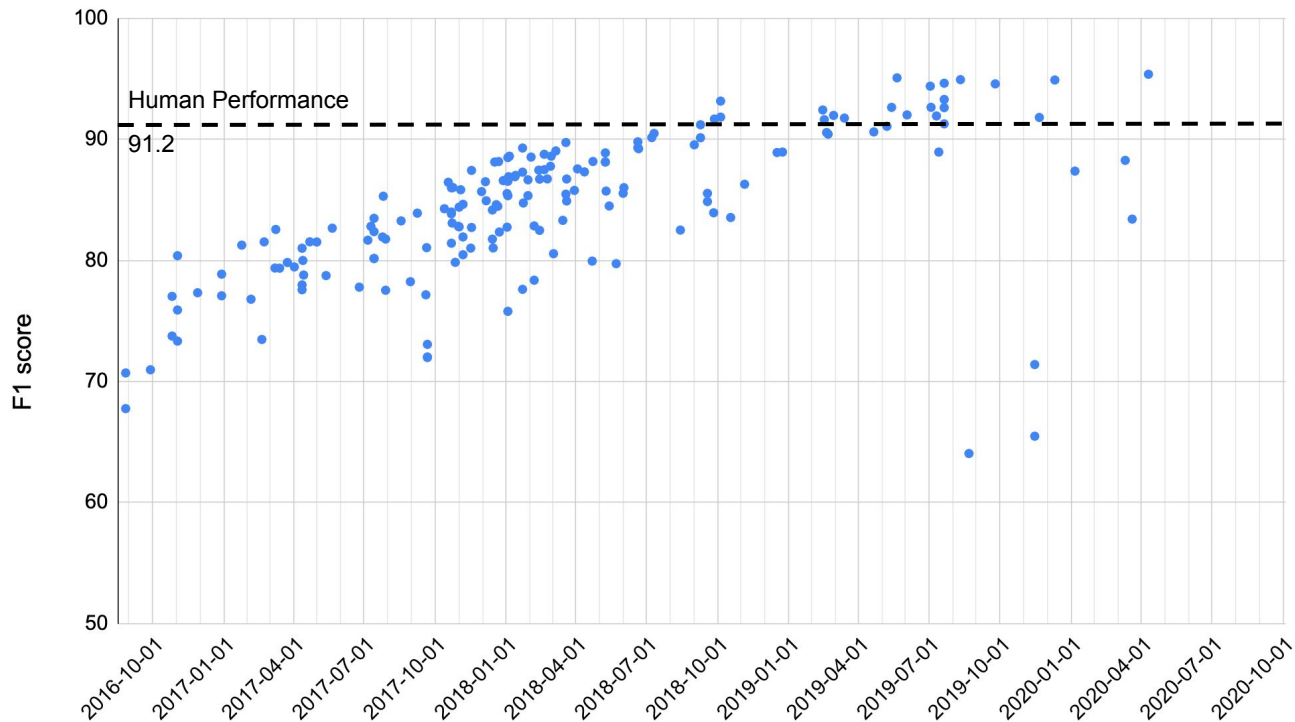
11,937 Shares

# Recent years in Natural Language Processing



# Benchmarks through the years - SQuAD 1.1

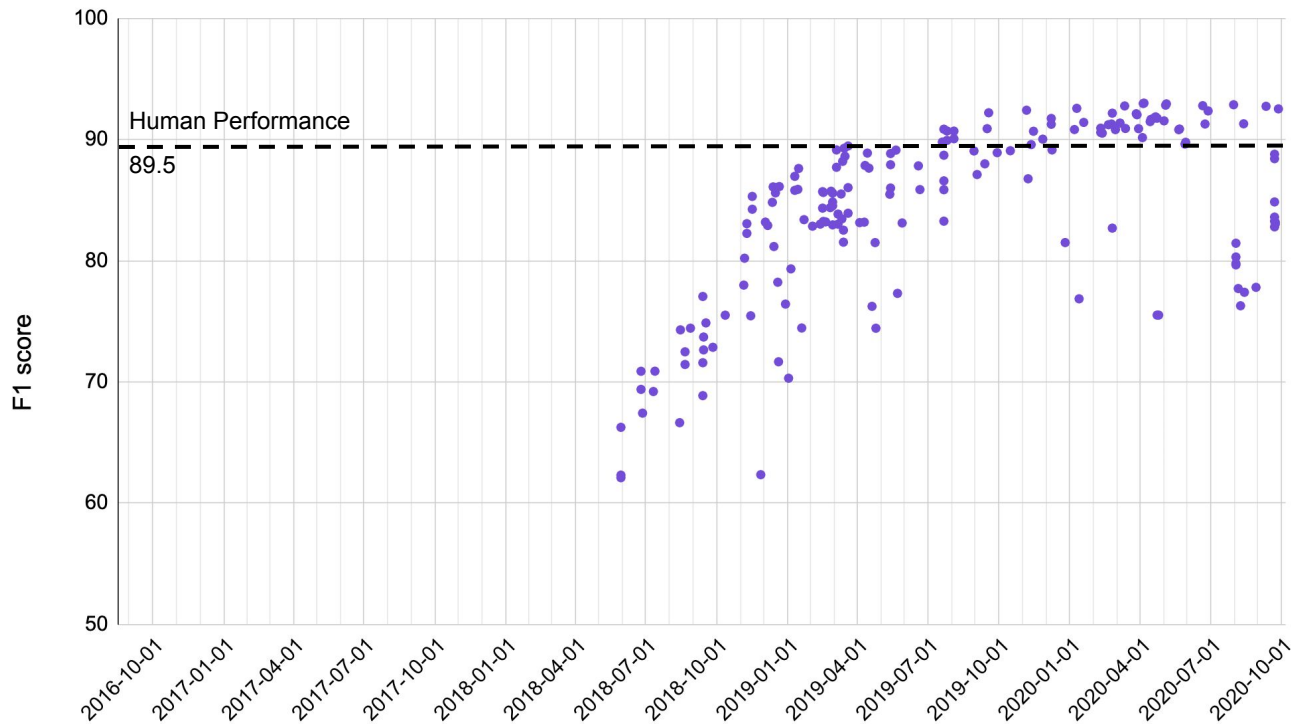
SQuAD1.1 F1 score vs. date



The Stanford Question Answering Dataset, <https://rajpurkar.github.io/SQuAD-explorer/>

# Benchmarks through the years - SQuAD 2.0

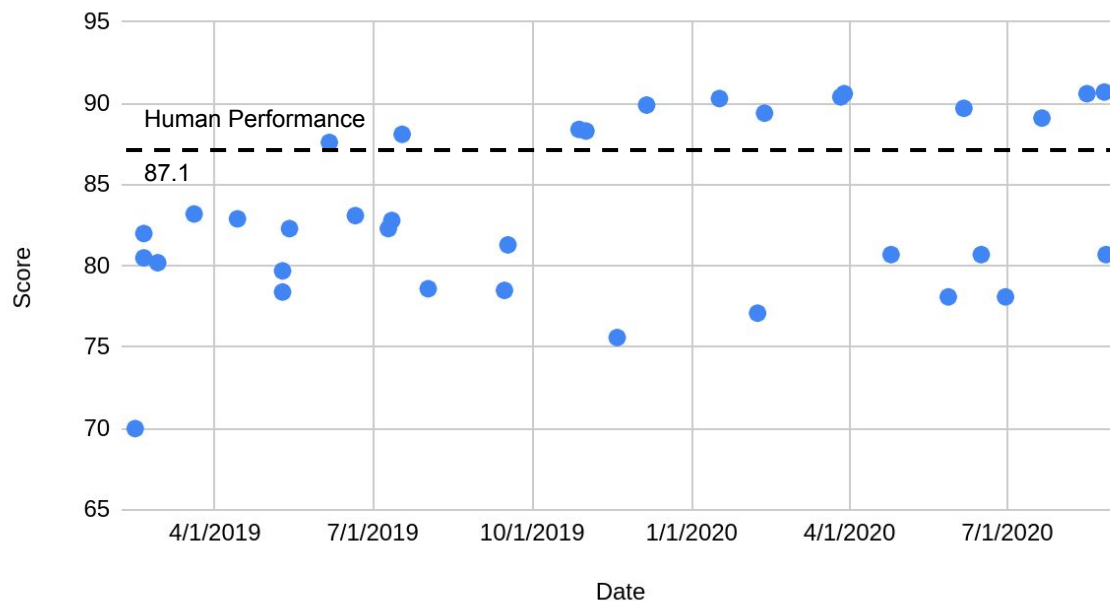
SQuAD2.0 F1 score vs. date



The Stanford Question Answering Dataset, <https://rajpurkar.github.io/SQuAD-explorer/>

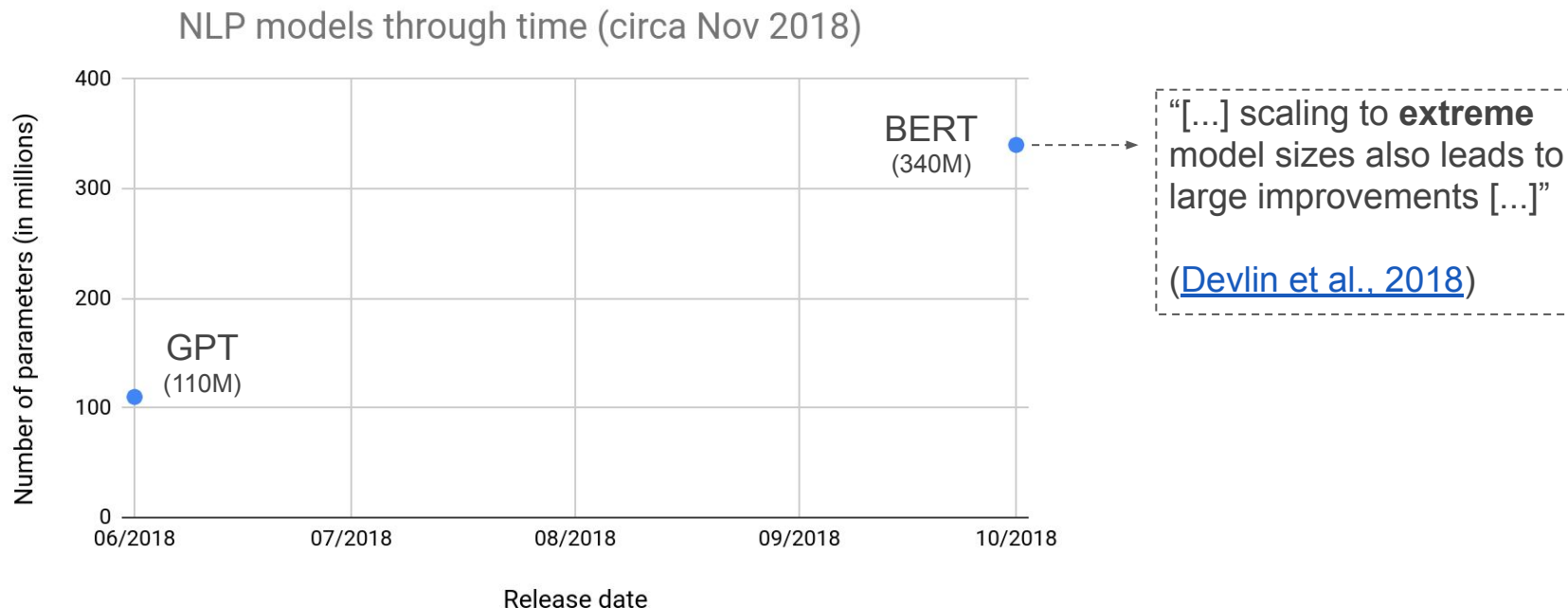
# Benchmarks through the years - GLUE

GLUE aggregated score vs. Date

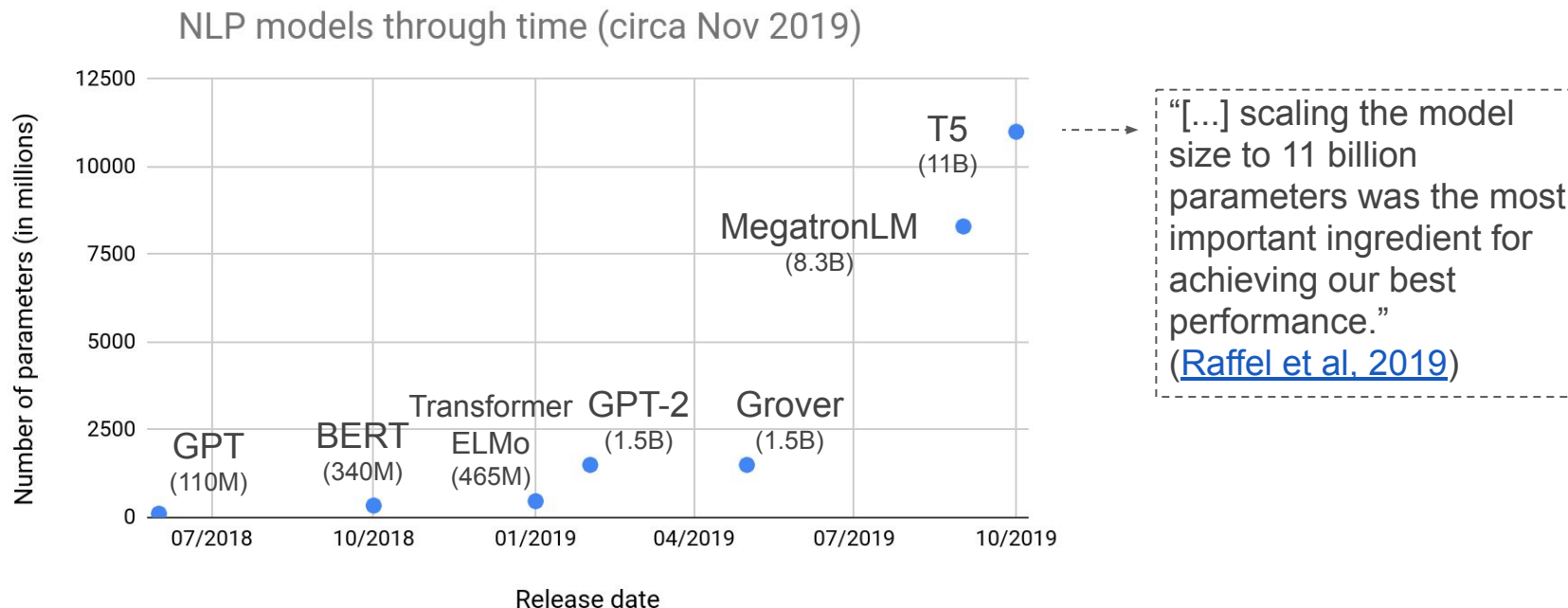


The GLUE Benchmark ([Wang et al., 2018](#))

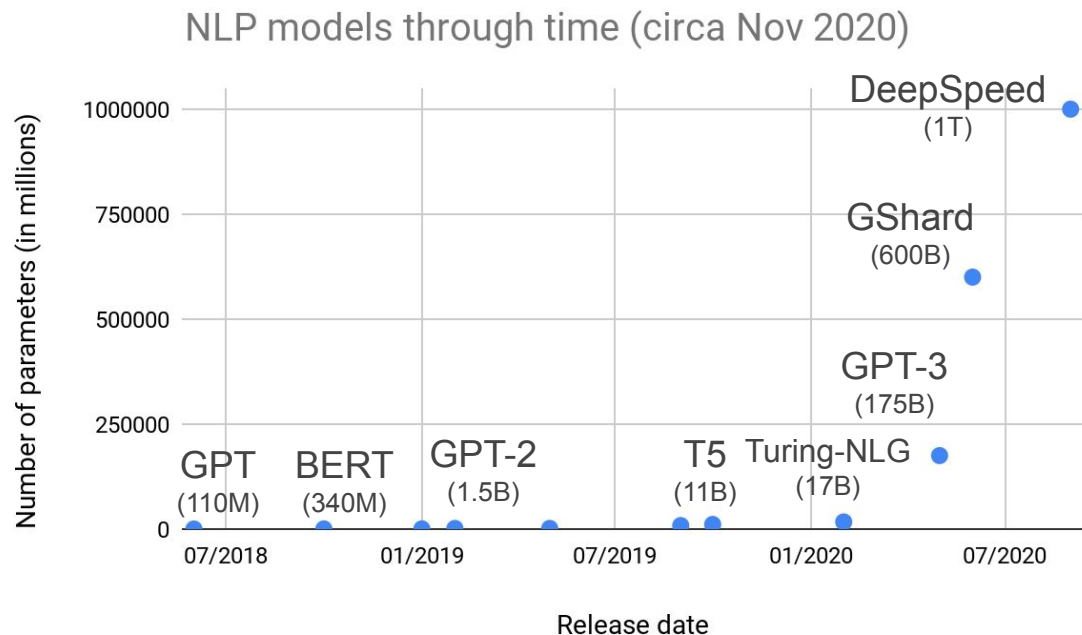
# A brief recent history of scale in NLP



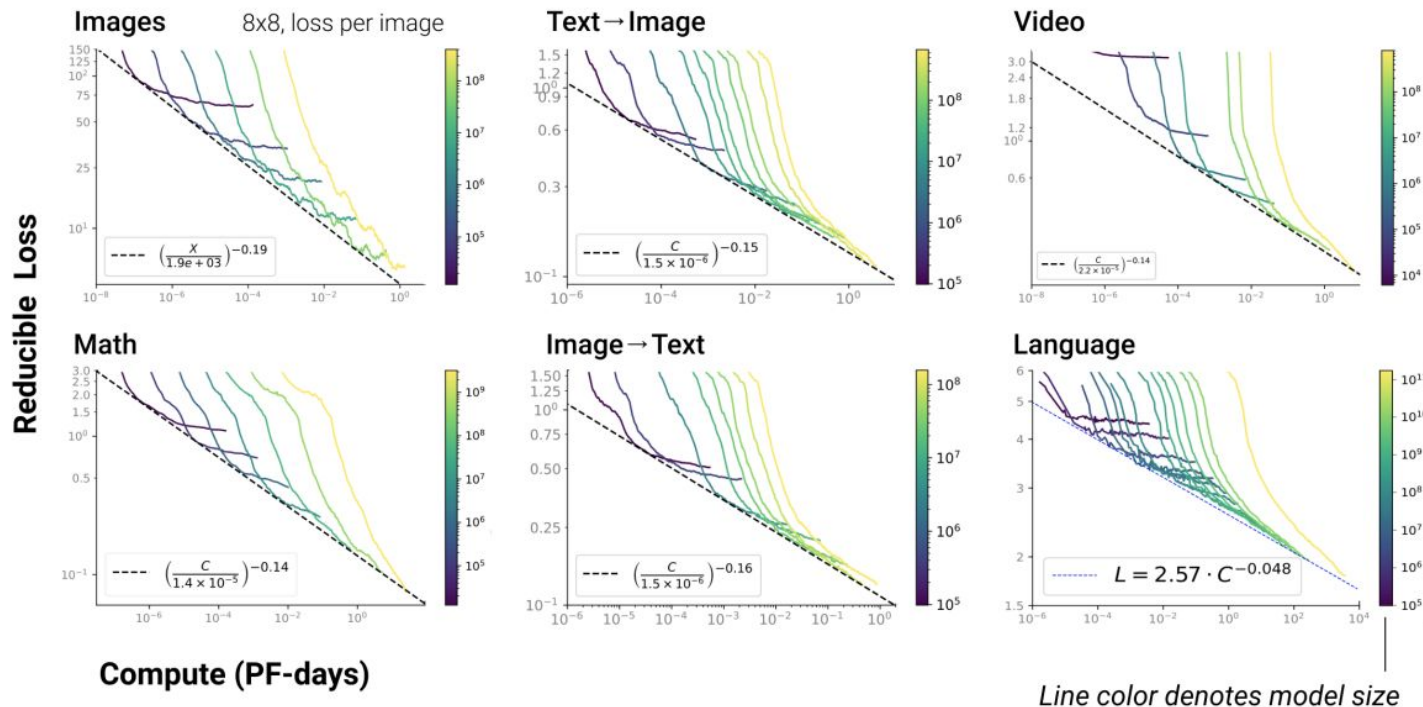
# A brief recent history of scale in NLP



# A brief recent history of scale in NLP



# Scaling Laws



[Henighan et al., 2020](#)

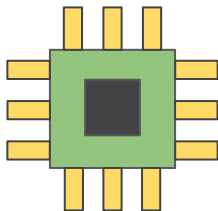
# The drawbacks of naive scaling

## 1) Disconnect with production systems

- Latency
- Hardware constraints
- Energy costs



Memory



CPU/GPU/TPU



Storage



Battery



# The drawbacks of naive scaling

1) Disconnect with production systems

## 2) Costs

- Hardware
  - 2048 TPU v3 accelerators (*GShard*, [Lepikhin et al., 2020](#))
  - 285,000 CPU cores, 10,000 GPUs (*GPT-3*, [Brown et al., 2020](#))
- Financial
  - GPT-3 training cost is [estimated](#) at 4.6 million dollars.

# The drawbacks of naive scaling

1) Disconnect with production systems

2) Costs

## 3) Accessibility

- Ever-larger hardware and financial requirements impose great barriers to many researchers and institutions
- This can have a serious impact in our research community
  - For instance, 62% of PhD students have access to 4 or less GPUs, according to a recent [poll](#).

# The drawbacks of naive scaling

- 1) Disconnect with production systems
- 2) Costs
- 3) Accessibility


Altogether, this is especially relevant to a field that scaled by 3 orders of magnitude in 2 years.

We should **strive for efficiency**

# Towards more efficient NLP

## 1) Core techniques

- Knowledge Distillation




Source: [unsplash.com](https://unsplash.com)

# Towards more efficient NLP

## 1) Core techniques

- Knowledge Distillation
- Quantization




Source: [unsplash.com](https://unsplash.com)

# Towards more efficient NLP

## 1) Core techniques

- Knowledge Distillation
- Quantization
- Pruning




Source: [unsplash.com](https://unsplash.com)

# Towards more efficient NLP

1) Core techniques

## 2) Efficient attention

- Data-Independent Patterns



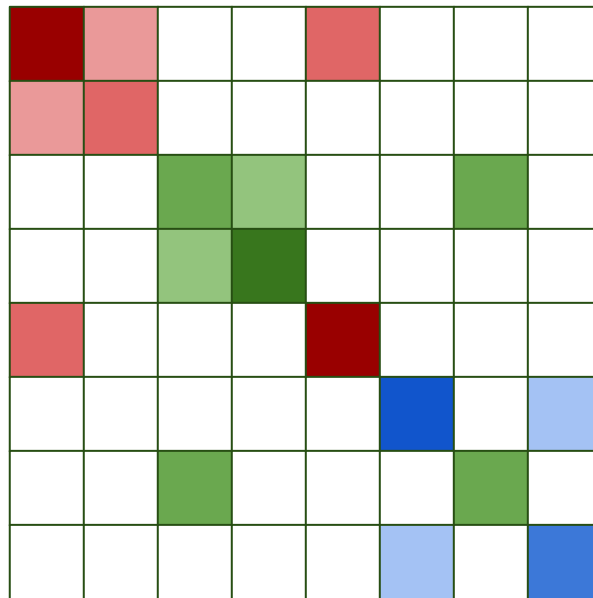


# Towards more efficient NLP

1) Core techniques

## 2) Efficient attention

- Data-Independent Patterns
- Data-Dependent Patterns

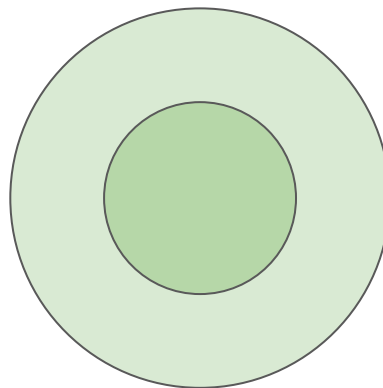


# Towards more efficient NLP

1) Core techniques

## 2) **Efficient attention**

- Data-Independent Patterns
- Data-Dependent Patterns
- Kernels and Alternative Attention Mechanisms

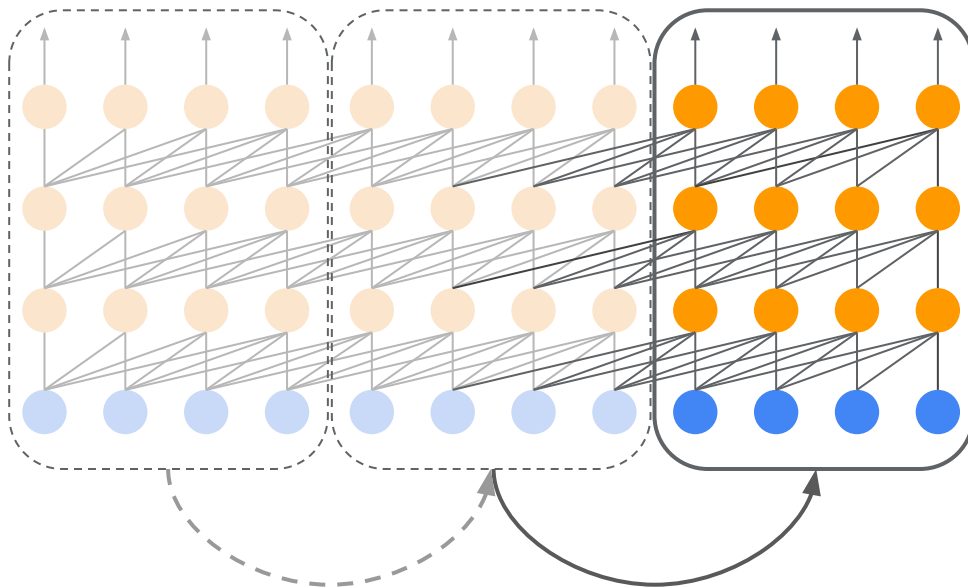


# Towards more efficient NLP

1) Core techniques


## 2) Efficient attention

- Data-Independent Patterns
- Data-Dependent Patterns
- Alternative Attention Mechanisms
- Recurrence




# Towards more efficient NLP

- 1) Core techniques
- 2) Efficient attention
- 3) Case studies**
  - Efficient Language Models



# Towards more efficient NLP

- 1) Core techniques
- 2) Efficient attention
- 3) Case studies**
  - Efficient Language Models
  - Retrieval

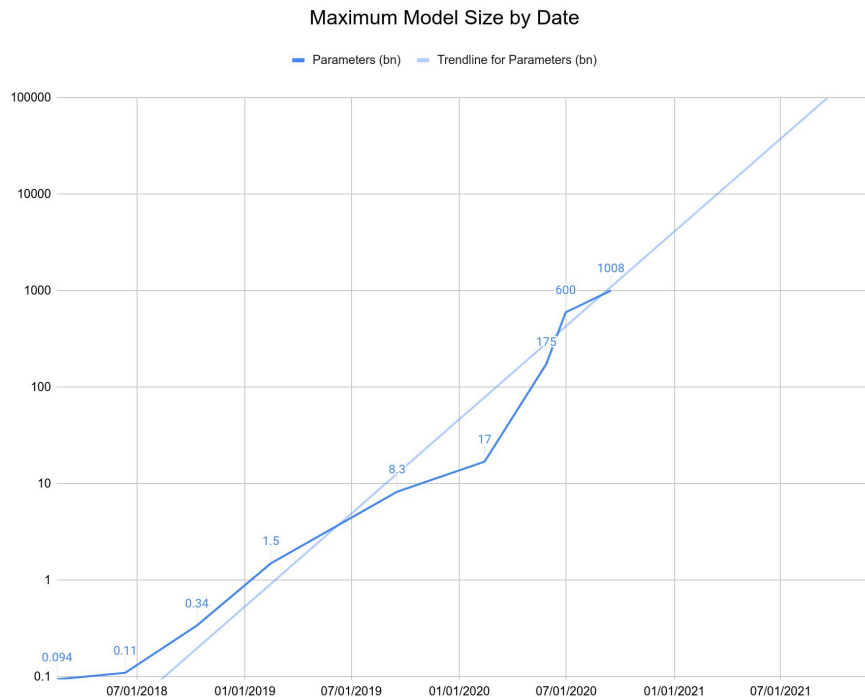


# Towards more efficient NLP

- 1) Core techniques
- 2) Efficient attention
- 3) Case studies

## 4) Scaling in Practice

- Scaling Laws of Neural Language Models

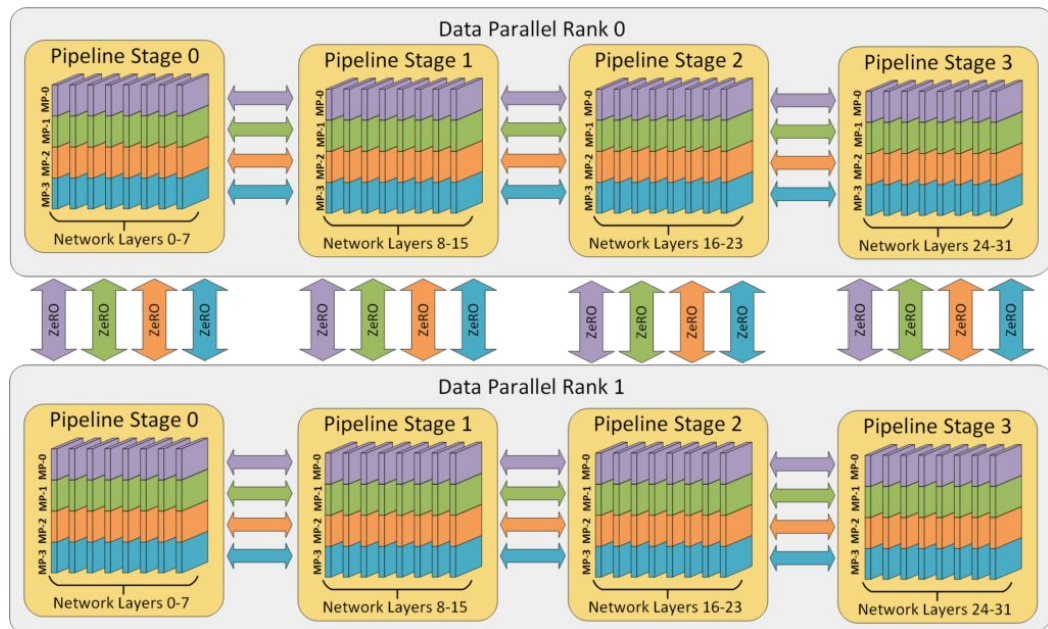


# Towards more efficient NLP

- 1) Core techniques
- 2) Efficient attention
- 3) Case studies

## 4) Scaling in Practice

- Scaling Laws of Neural Language Models
- Parallelism Techniques



Source: Microsoft [Blog Post](#)

# Towards more efficient NLP

1) Core techniques

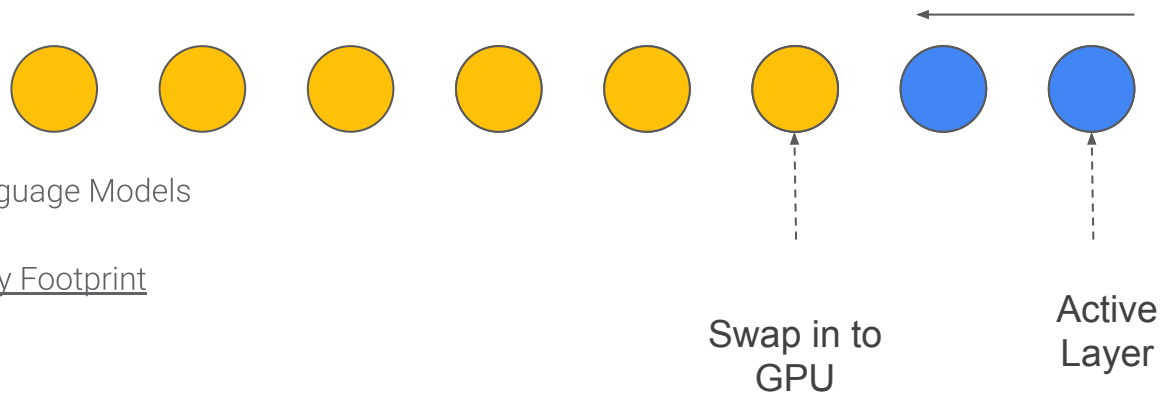
2) Efficient attention

3) Case studies

## 4) Scaling in Practice

- Scaling Laws of Neural Language Models
- Parallelism Techniques
- Methods to Reduce Memory Footprint

■ CPU ■ GPU



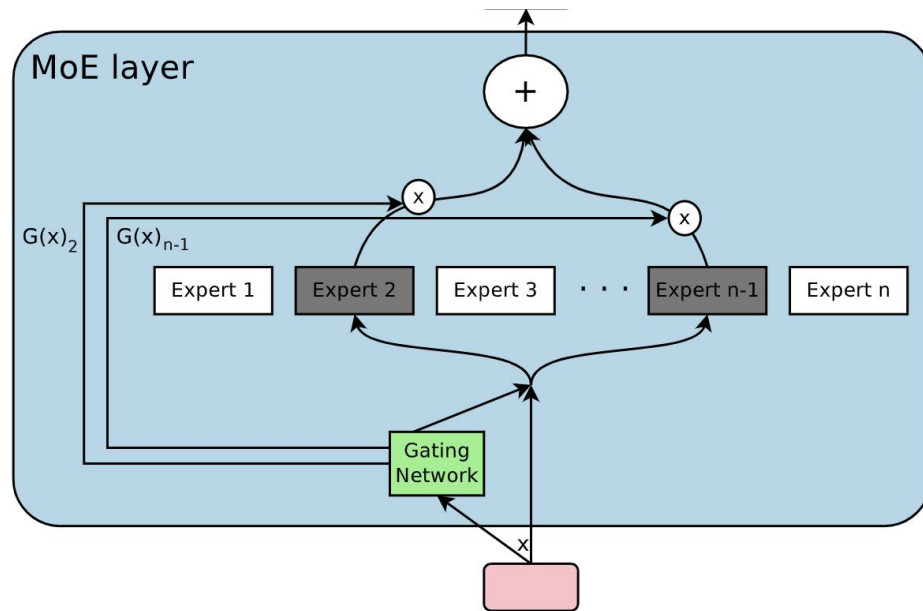


# Towards more efficient NLP

- 1) Core techniques
- 2) Efficient attention
- 3) Case studies


## 4) Scaling in Practice

- Scaling Laws of Neural Language Models
- Parallelism Techniques
- Methods to Reduce Memory Footprint
- Mixture of Experts



02

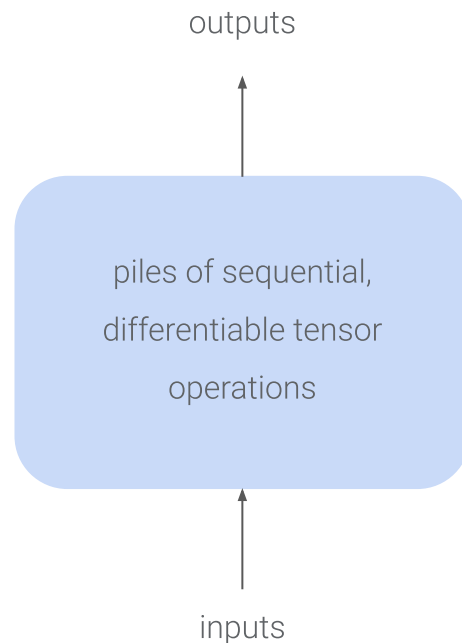
# Fundamentals



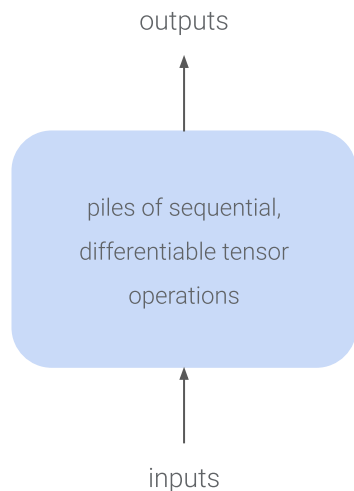
# Sequence-to-sequence models



<https://xkcd.com/1838/>



# Sequence-to-sequence models



## Machine Translation

**inputs**

Hello, world

**outputs**

Olá, mundo

## Sentiment Analysis

Amazing movie, 10/10!

★★★★★

## Language modeling

-

The quick brown fox...

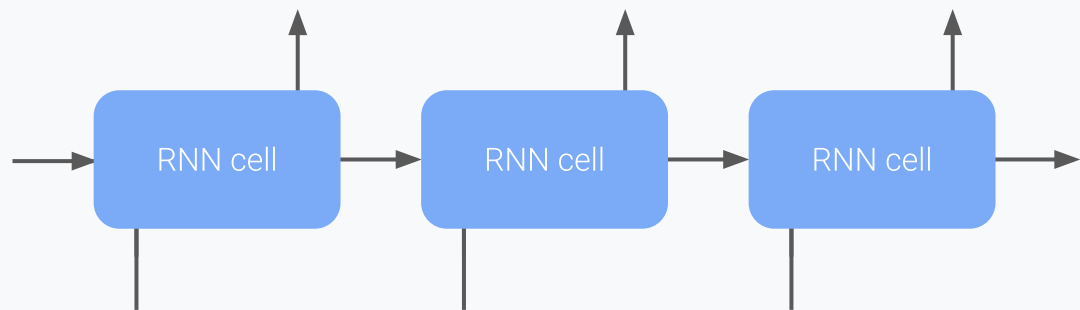
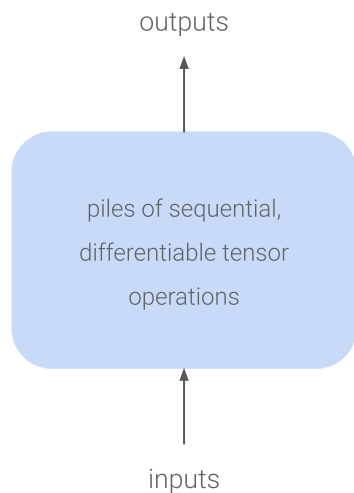
## Speech recognition



Hello, world

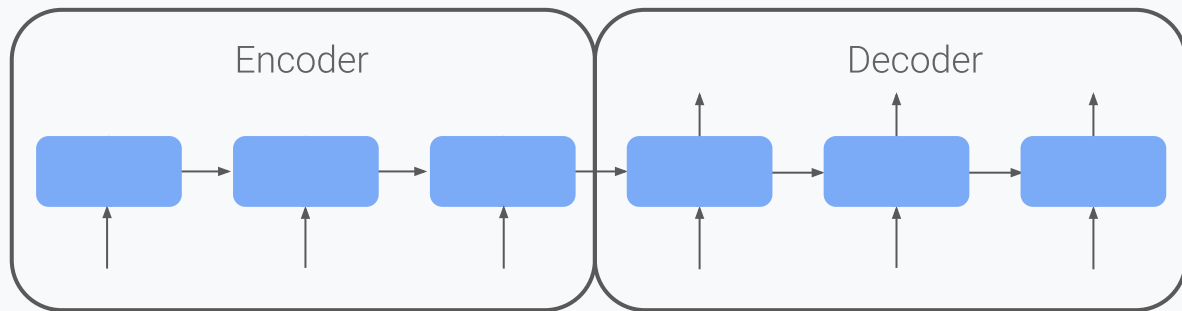
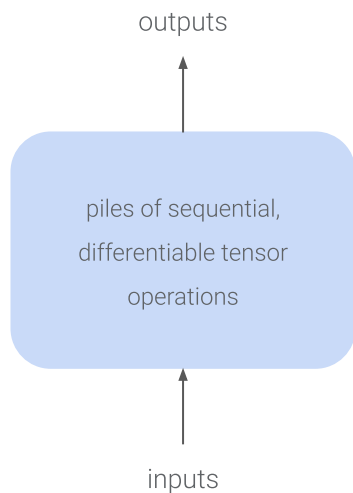
# RNNs

RNNs allow computations over sequences of arbitrary length

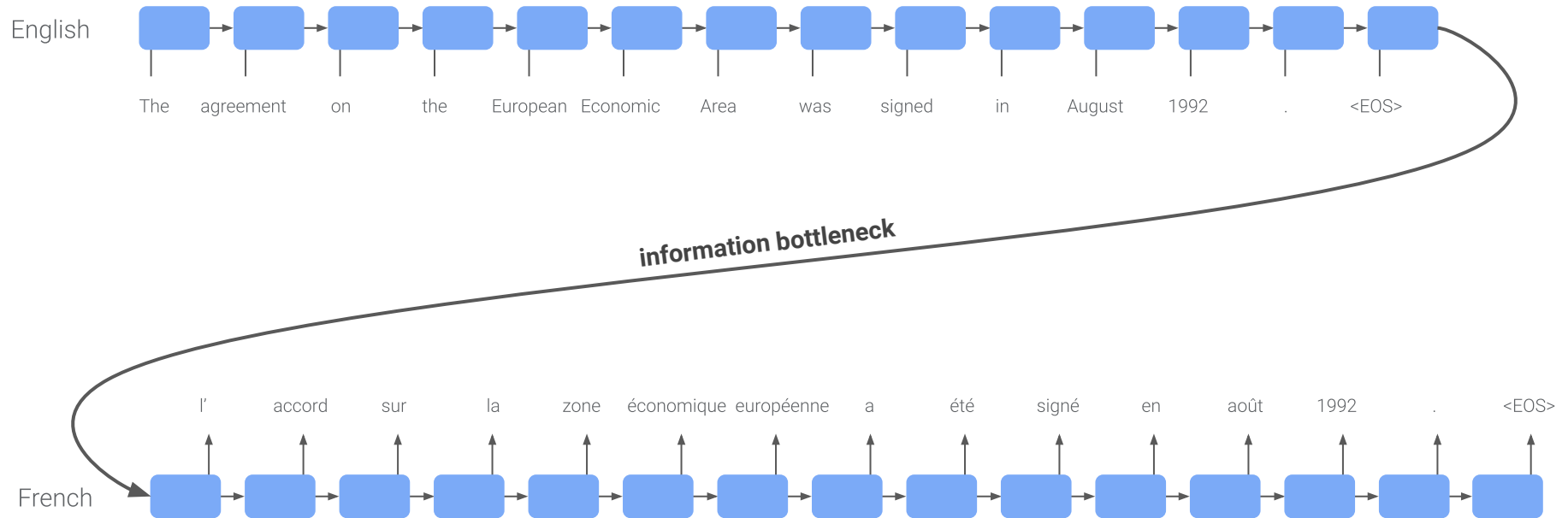


# Encoders and Decoders

RNNs allow computations over sequences of arbitrary length

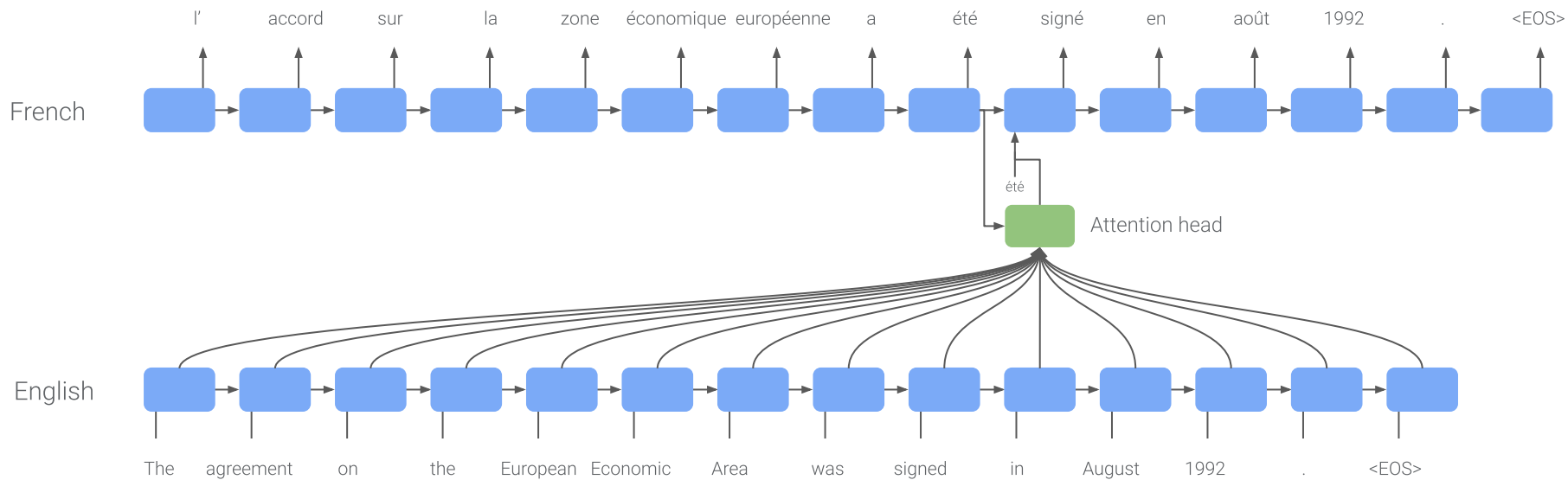


# The encoder-decoder bottleneck



Example derived from Bahdanau, et al. 2014 (<https://arxiv.org/pdf/1409.0473.pdf>)

# Attention



Example derived from Bahdanau, et al. 2014 (<https://arxiv.org/pdf/1409.0473.pdf>)



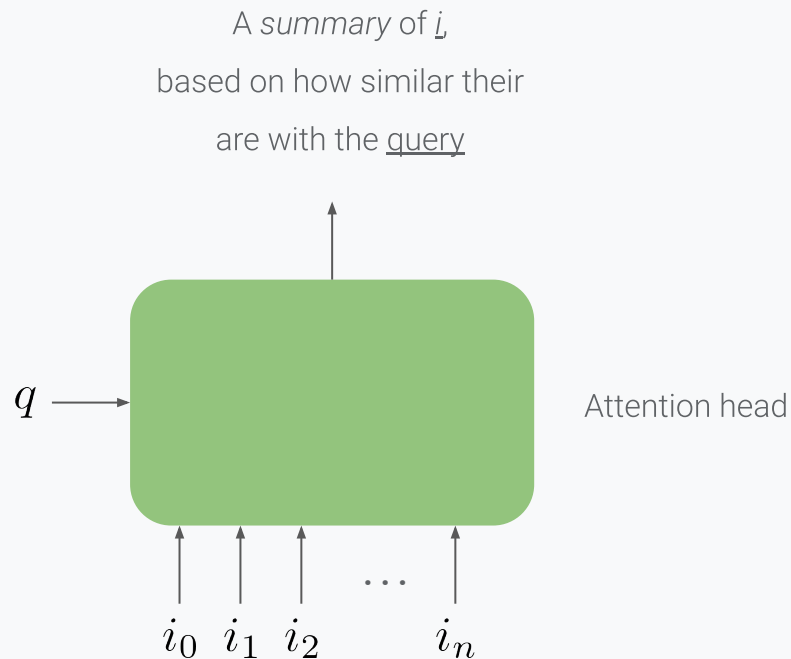
# Attention

Bahdanau et al.

Neural machine translation by  
jointly learning to align and  
translate. 2014

Thang Luong et al.

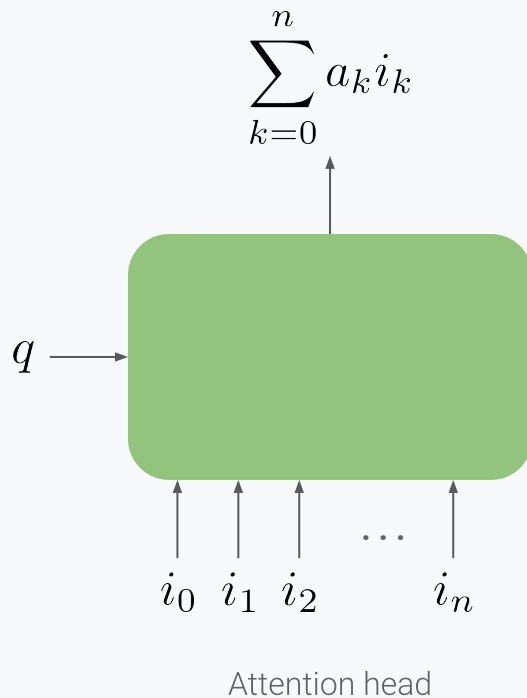
Effective approaches to  
attention-based neural machine  
translation. 2015



# Dot product attention

Thang Luong et al.

Effective approaches to  
attention-based neural machine  
translation. 2015

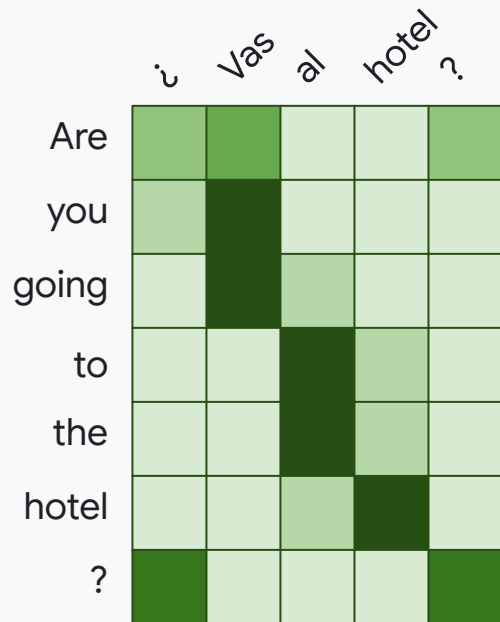


$$\phi(q, i_k) = \exp(q^\top i_k)$$

$$a_k = \frac{\phi(q, i_k)}{\sum_{j=0}^n \phi(q, i_j)}$$

# Attention mechanisms

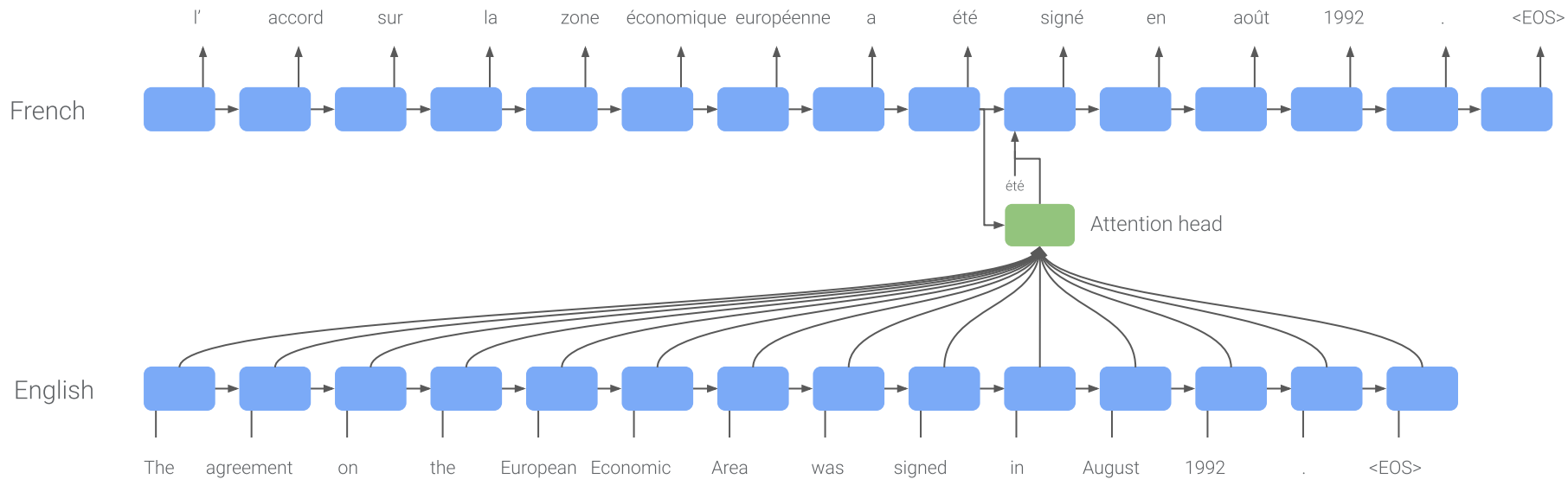
The attention matrix



# Transformers

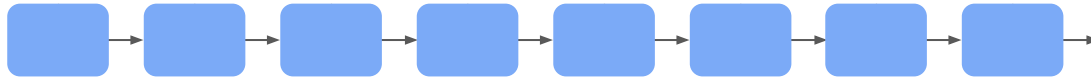


# Motivation

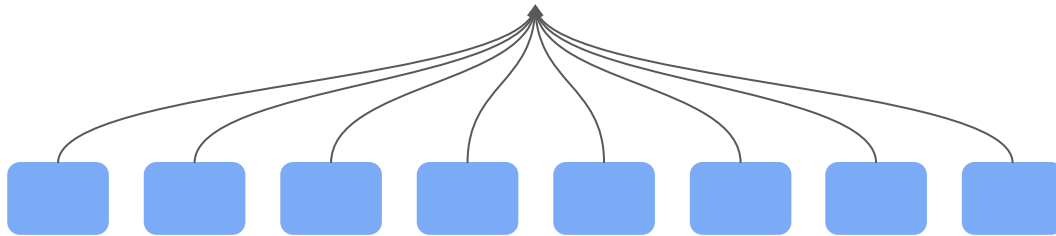


Example derived from Bahdanau, et al. 2014 (<https://arxiv.org/pdf/1409.0473.pdf>)

## Motivation



sequential

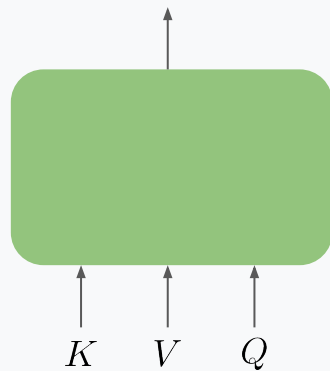


parallel

# Scaled Dot-Product Attention

Queries, keys and values

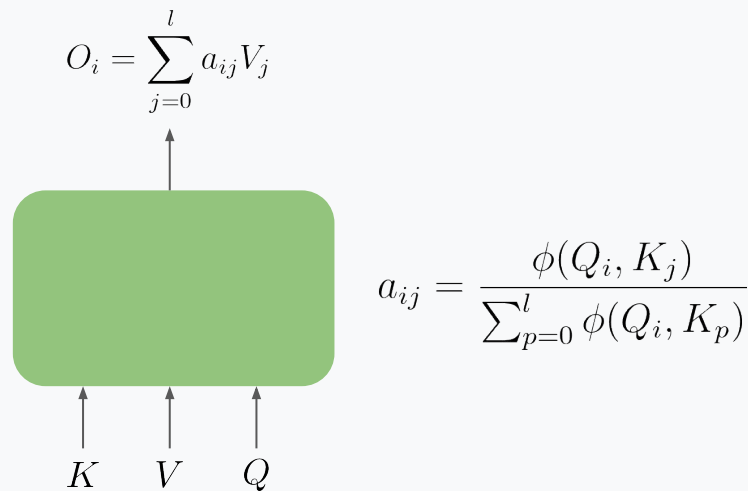
A summary of values,  
based on how similar their  
corresponding keys are  
with the query



# Scaled Dot-Product Attention

Queries, keys and values

For some similarity  
function  $\phi$



The diagram illustrates the Scaled Dot-Product Attention mechanism. At the bottom, three inputs labeled  $K$ ,  $V$ , and  $Q$  are shown. Arrows from  $K$  and  $Q$  point to a green rounded rectangle, which represents a similarity matrix. An arrow from  $V$  points to the output  $O_i$ . Above the green rectangle, the output  $O_i$  is defined by the equation  $O_i = \sum_{j=0}^l a_{ij} V_j$ . To the right of the green rectangle, the weight  $a_{ij}$  is defined by the equation  $a_{ij} = \frac{\phi(Q_i, K_j)}{\sum_{p=0}^l \phi(Q_i, K_p)}$ .

$$O_i = \sum_{j=0}^l a_{ij} V_j$$
$$a_{ij} = \frac{\phi(Q_i, K_j)}{\sum_{p=0}^l \phi(Q_i, K_p)}$$



# Scaled Dot-Product Attention

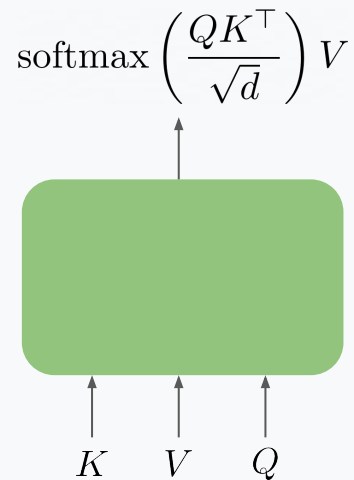
Using dot-product similarity,  
we can vectorize nicely

$$\phi(Q_i, K_j) = \exp\left(\frac{Q_i K_j^\top}{\sqrt{d}}\right)$$

$d$  = feature dim

$$\text{softmax}(x)_i = \frac{\exp x_i}{\sum_j \exp x_j}$$

Normalization factor for  
numerical stability

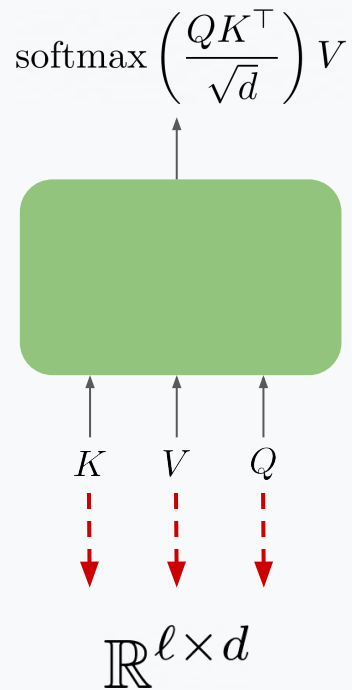


# Scaled Dot-Product Attention

Let's dive into the dimensions  
(batch omitted for simplicity)

$\ell$  = sequence length

$d$  = feature dim

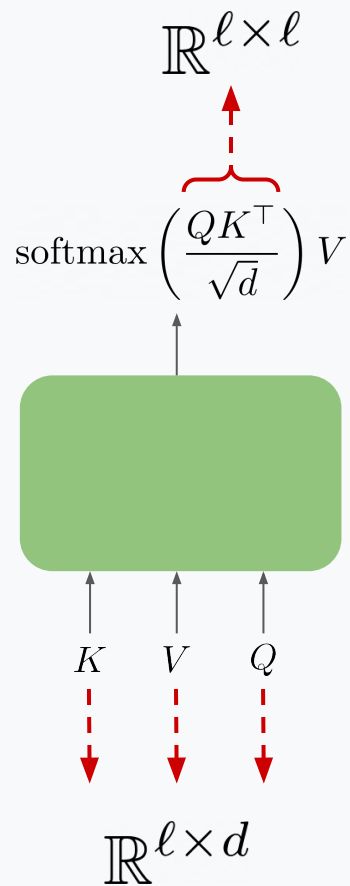


# Scaled Dot-Product Attention

Let's dive into the dimensions  
(batch omitted for simplicity)

$\ell$  = sequence length

$d$  = feature dim


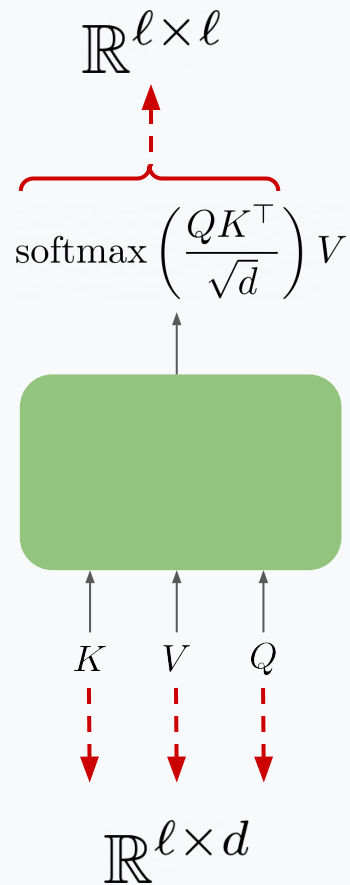


# Scaled Dot-Product Attention

Let's dive into the dimensions  
(batch omitted for simplicity)

$\ell$  = sequence length

$d$  = feature dim

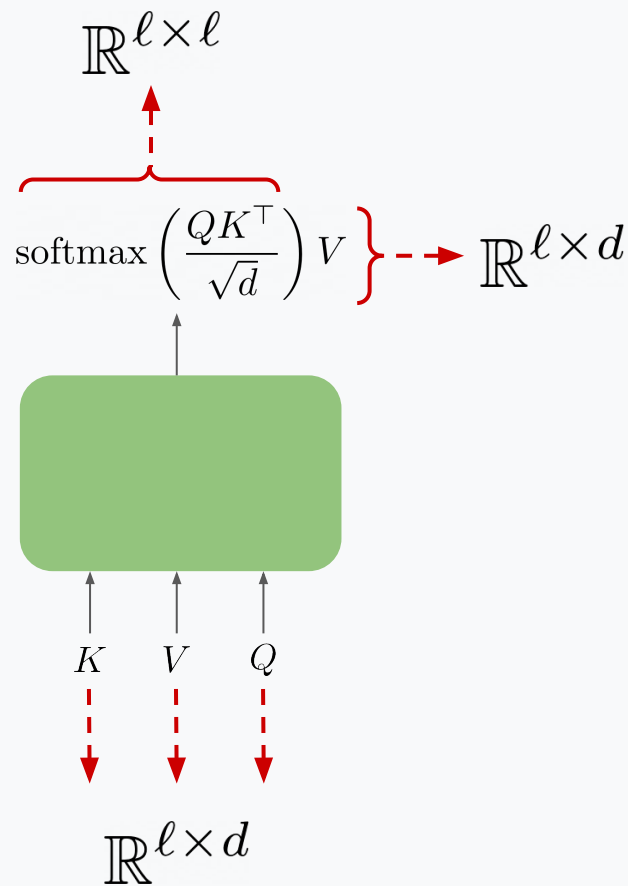


# Scaled Dot-Product Attention

Let's dive into the dimensions  
(batch omitted for simplicity)

$\ell$  = sequence length

$d$  = feature dim

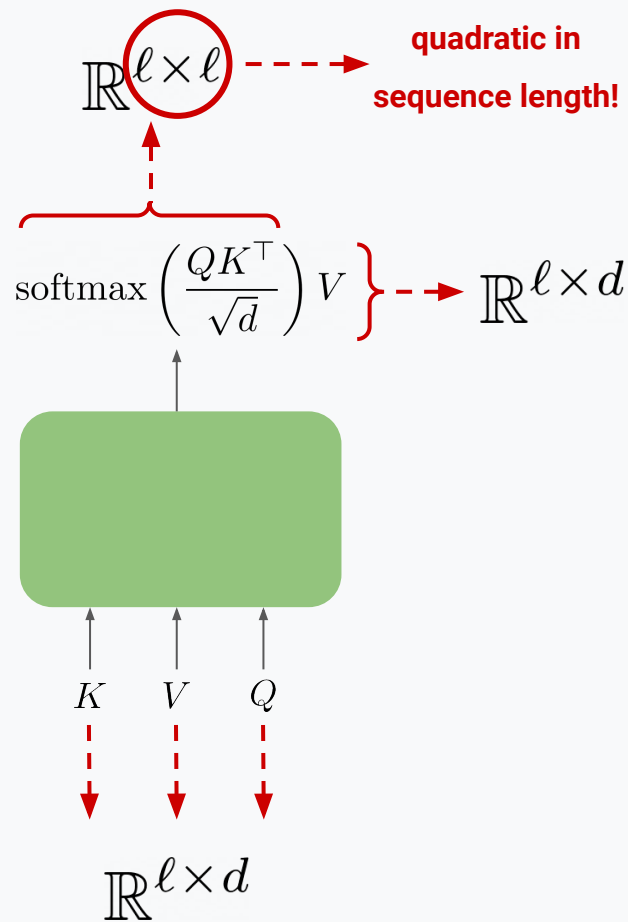


# Scaled Dot-Product Attention

Let's dive into the dimensions  
(batch omitted for simplicity)

$\ell$  = sequence length

$d$  = feature dim

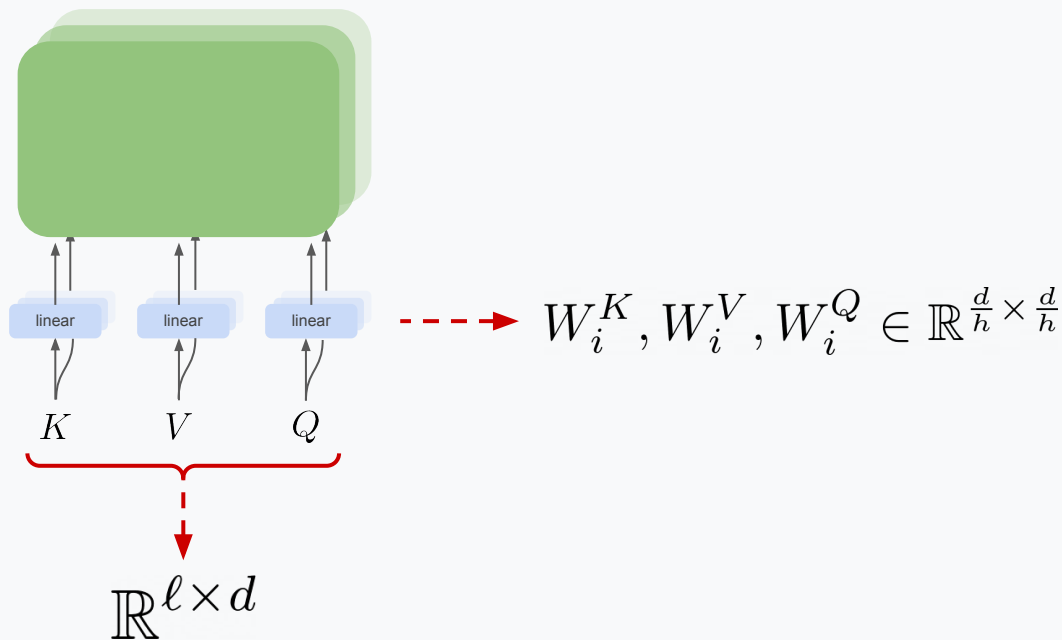


# Multi-head attention

$\ell$  = sequence length

$d$  = feature dim

$h$  = # of attention heads

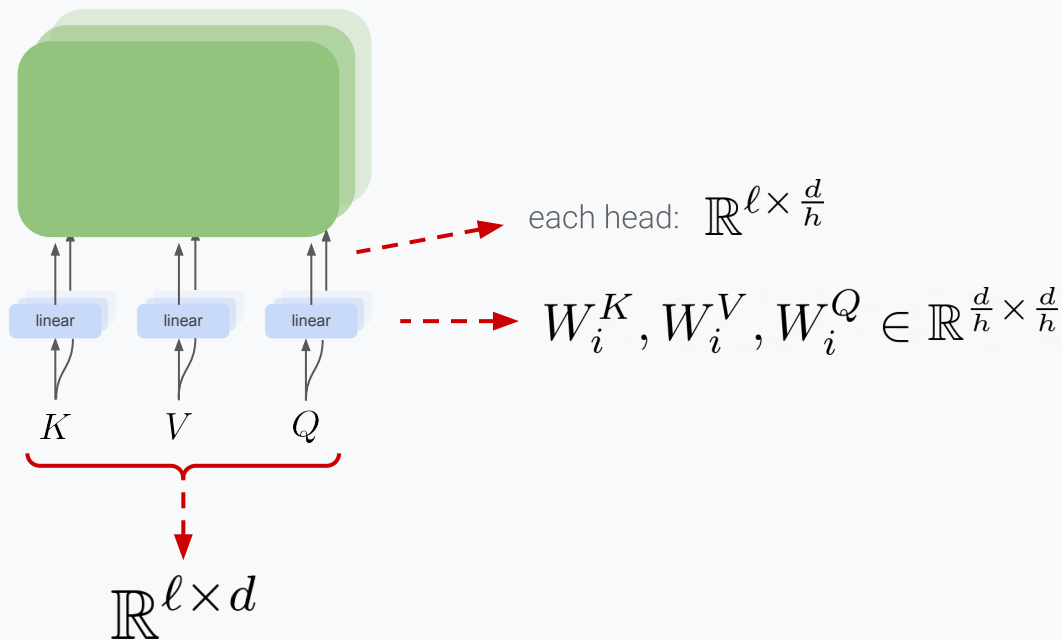


# Multi-head attention

$\ell$  = sequence length

$d$  = feature dim

$h$  = # of attention heads



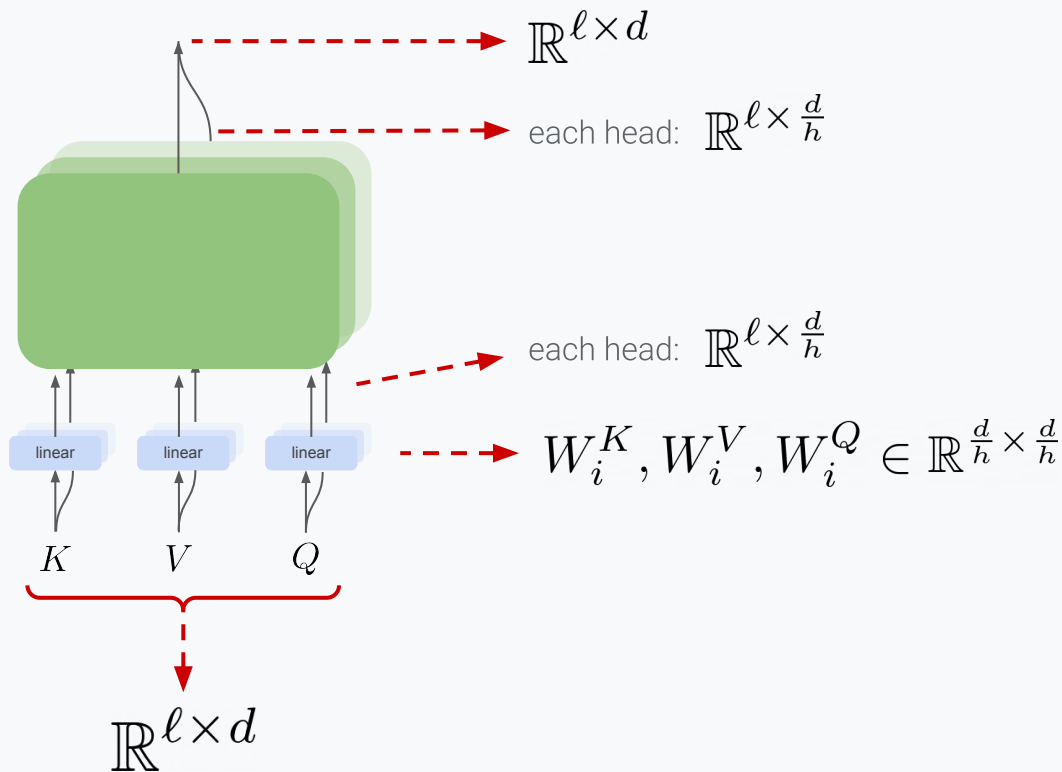


# Multi-head attention

$\ell$  = sequence length

$d$  = feature dim

$h$  = # of attention heads

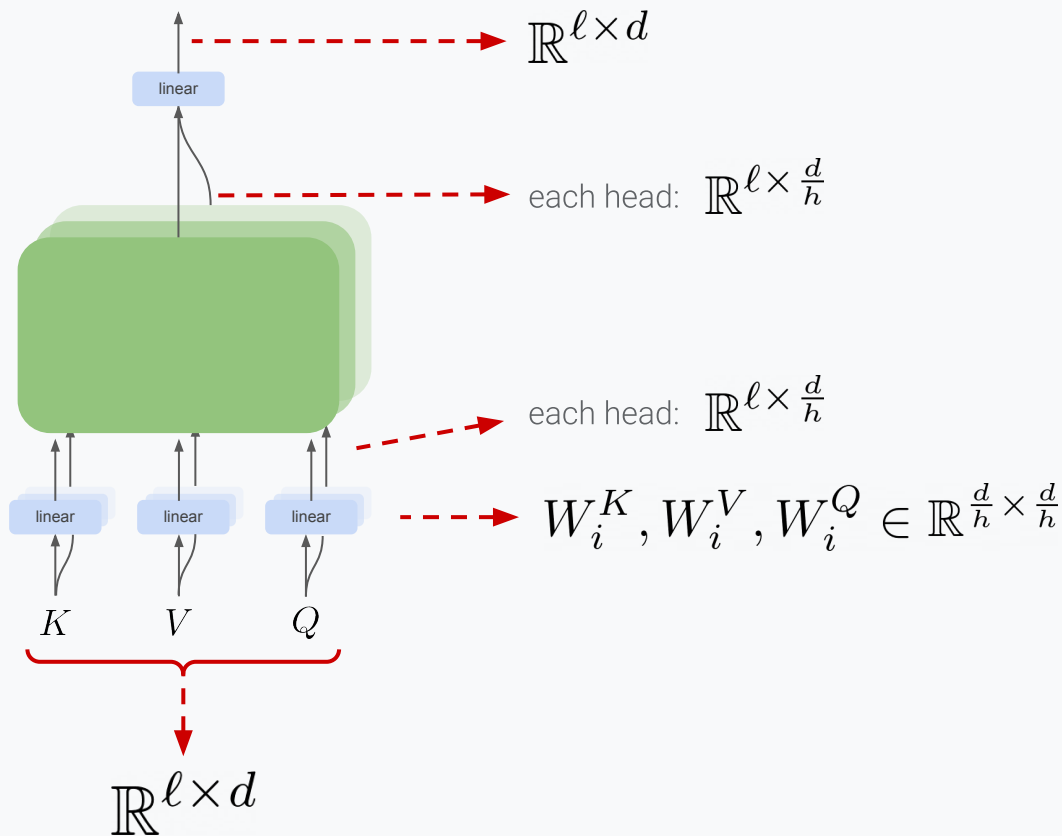


# Multi-head attention

$\ell$  = sequence length

$d$  = feature dim

$h$  = # of attention heads

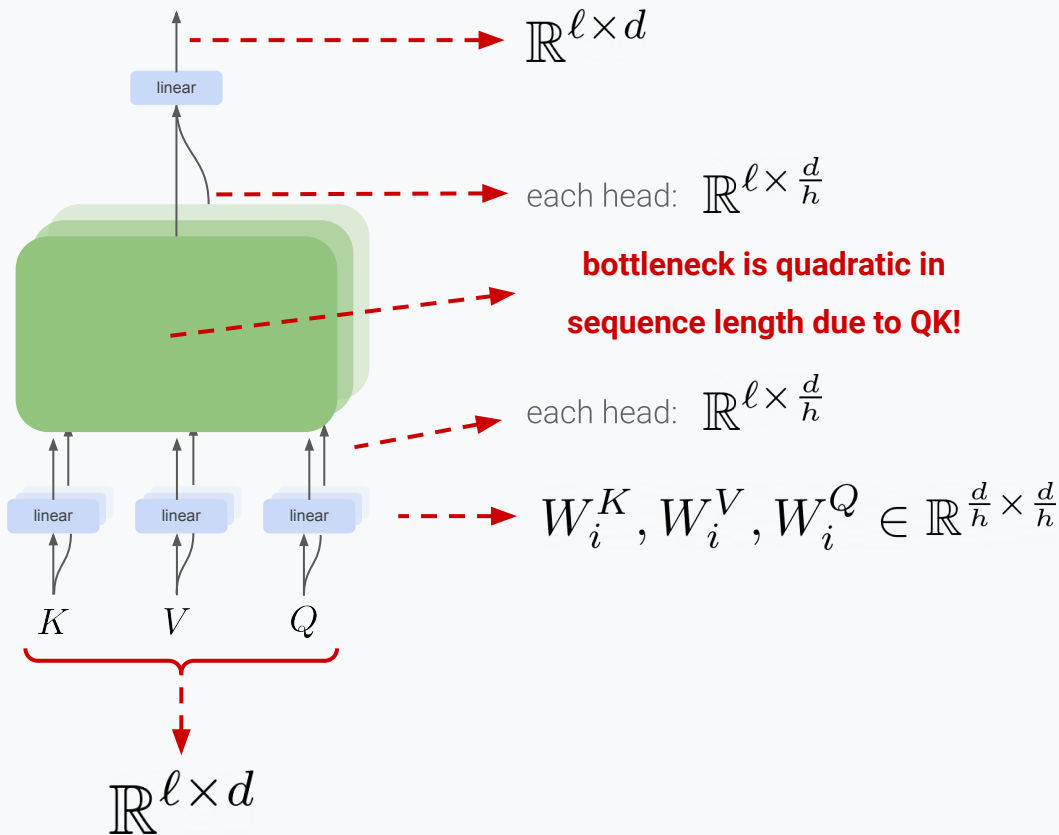


# Multi-head attention

$\ell$  = sequence length

$d$  = feature dim

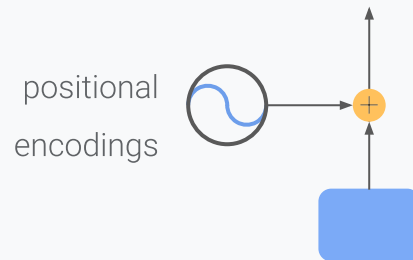
$h$  = # of attention heads



# Positional encodings

So far, attention has been a set operation.

Let's add positional information!

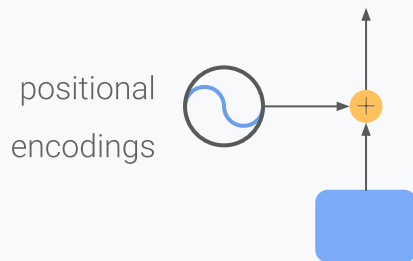


# Positional encodings

So far, attention has been a set operation.

Let's add positional information!

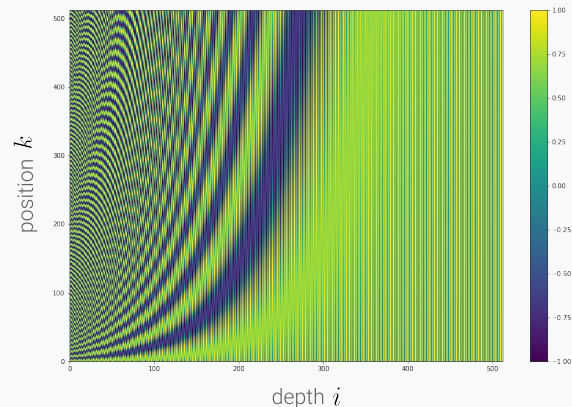
These can be either **learned** or **fixed**.



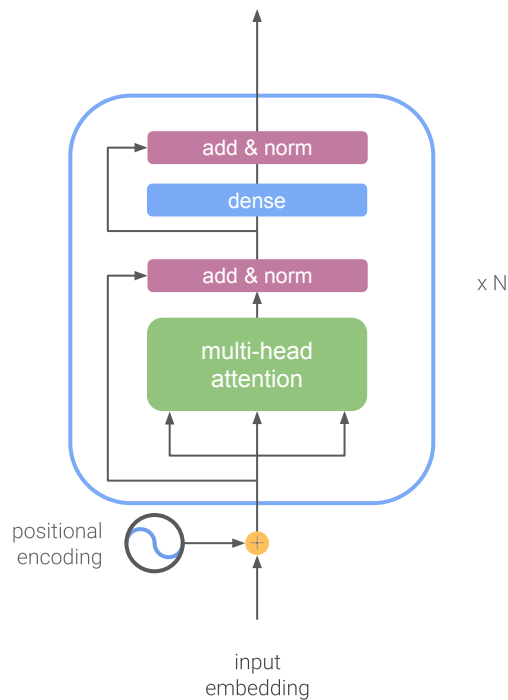
**Fixed:**

for a position  $k$  in the sequence  
and  $i$  in the feature space

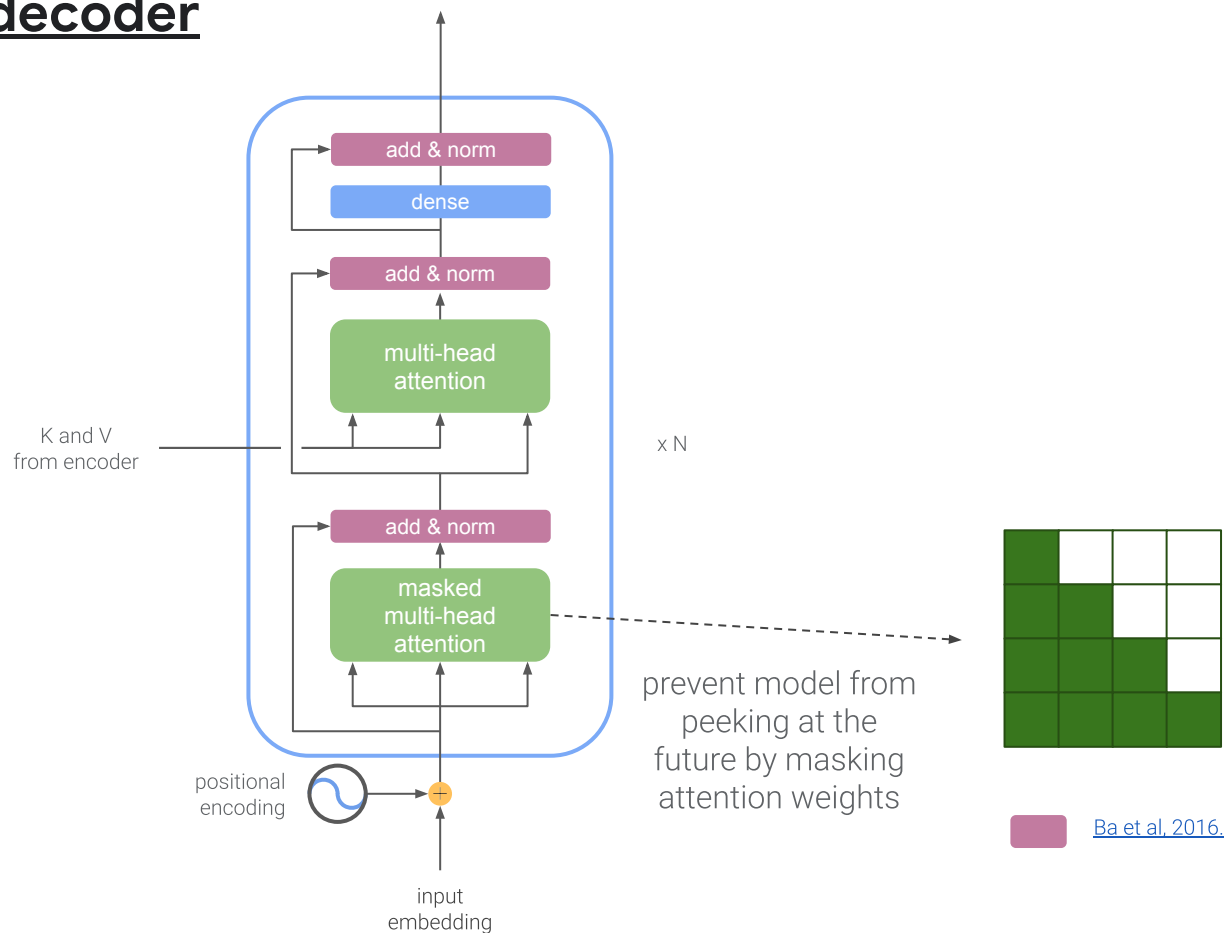
$$E_{ki} = \begin{cases} \sin\left(k/10000^{\frac{i}{N}}\right) & \text{if } i \text{ is even} \\ \cos\left(k/10000^{\frac{i-1}{N}}\right) & \text{if } i \text{ is odd} \end{cases}$$



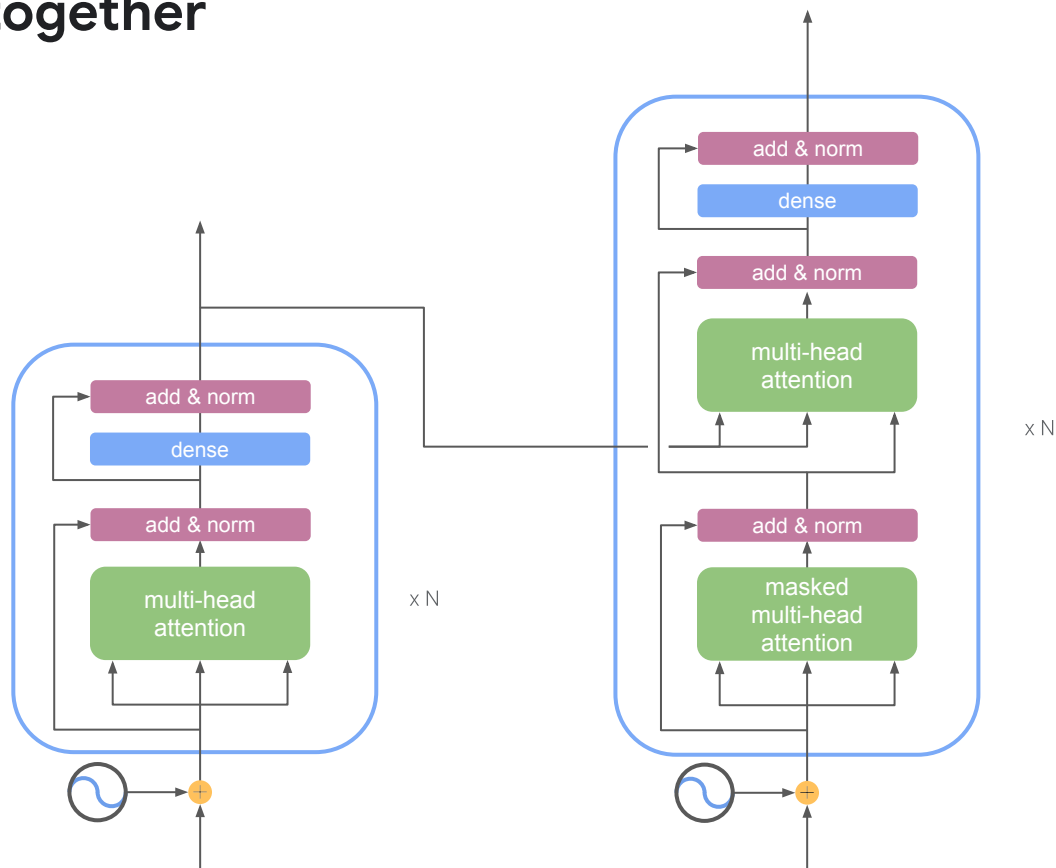
# The transformer encoder



# The transformer decoder



# Putting it all together





# Transformers in recent literature

Transformers have become successful in a wide range of domains and applications, including:

- Mathematics and theorem proving (e.g. [Lample et al., 2019](#), [Clark et al., 2020](#))

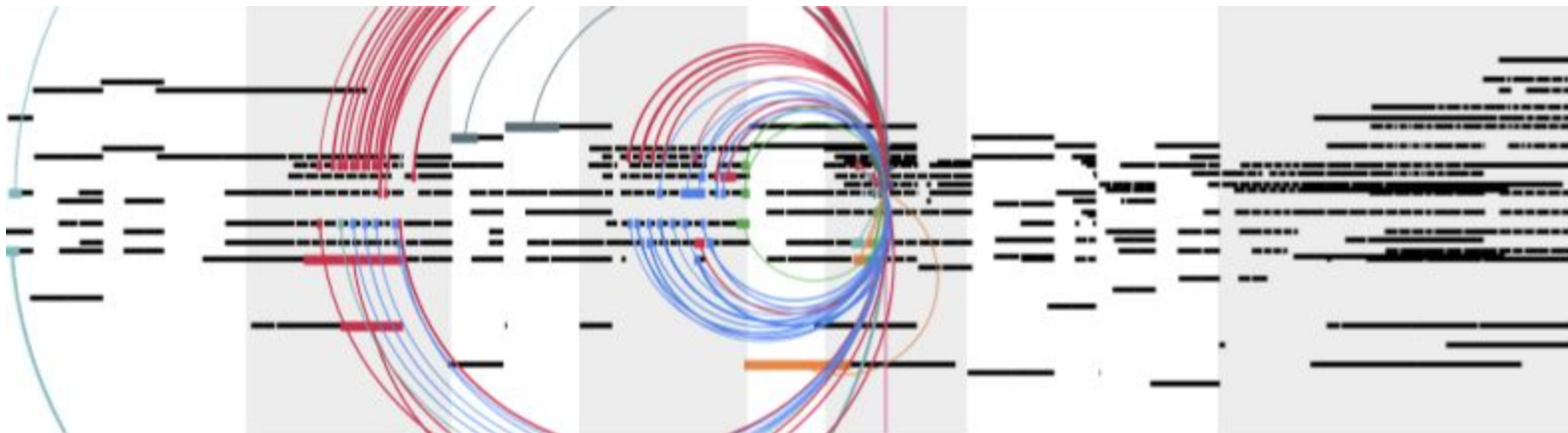
EQUATION	SOLUTION
$y' = \frac{16x^3 - 42x^2 + 2x}{(-16x^8 + 112x^7 - 204x^6 + 28x^5 - x^4 + 1)^{1/2}}$	$y = \sin^{-1}(4x^4 - 14x^3 + x^2)$
$3xy \cos(x) - \sqrt{9x^2 \sin(x)^2 + 1}y' + 3y \sin(x) = 0$	$y = c \exp(\sinh^{-1}(3x \sin(x)))$
$4x^4yy'' - 8x^4y'^2 - 8x^3yy' - 3x^3y'' - 8x^2y^2 - 6x^2y' - 3x^2y'' - 9xy' - 3y = 0$	$y = \frac{c_1 + 3x + 3\log(x)}{x(c_2 + 4x)}$

<https://ai.facebook.com/blog/using-neural-networks-to-solve-advanced-mathematics-equations/>

# Transformers in recent literature

Transformers have become successful in a wide range of domains and applications, including:

- Mathematics and theorem proving (e.g. [Lample et al., 2019](#), [Clark et al., 2020](#))
- Music generation (e.g. [Anna Huang et al., 2019](#))

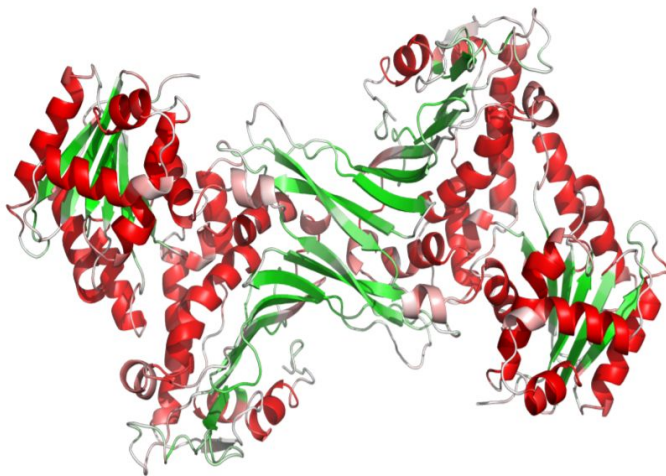


<https://magenta.tensorflow.org/music-transformer>

# Transformers in recent literature

Transformers have become successful in a wide range of domains and applications, including:

- Mathematics and theorem proving (e.g. [Lample et al., 2019](#), [Clark et al., 2020](#))
- Music generation (e.g. [Anna Huang et al., 2019](#))
- Biology (e.g. [Rives et al., 2019](#), [Madani et al., 2020](#))



# Transformers in recent literature

Transformers have become successful in a wide range of domains and applications, including:

- Mathematics and theorem proving (e.g. [Lample et al., 2019](#), [Clark et al., 2020](#))
- Music generation (e.g. [Anna Huang et al., 2019](#))
- Biology (e.g. [Rives et al., 2019](#), [Madani et al., 2020](#))
- Vision and Language (e.g. [Tan et al., 2019](#), [Lu et al., 2019](#), [Chen et al., 2020](#))



What color are her eyes?  
What is the mustache made of?



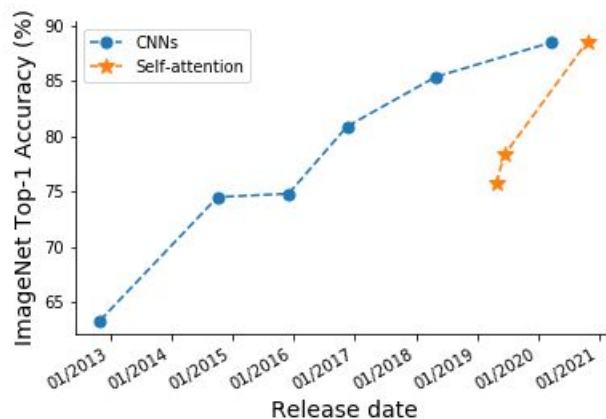
How many slices of pizza are there?  
Is this a vegetarian pizza?

Visual Question Answering  
([Agrawal et al., 2015](#))

# Transformers in recent literature

Transformers have become successful in a wide range of domains and applications, including:

- Mathematics and theorem proving (e.g. [Lample et al., 2019](#), [Clark et al., 2020](#))
- Music generation (e.g. [Anna Huang et al., 2019](#))
- Biology (e.g. [Rives et al., 2019](#), [Madani et al., 2020](#))
- Vision and Language (e.g. [Tan et al., 2019](#), [Lu et al., 2019](#), [Chen et al., 2020](#))
- Computer Vision (e.g. [Ramachandran et al., 2019](#), [Dosovitskiy et al., 2020](#))



# Transformers in NLP

Transformers are ubiquitous in NLP.

Large-scale pre-training has been enormously successful (e.g. [BERT](#), [ALBERT](#), [T5](#), [GPT-3](#)).

Models are typically used in 3 scenarios:

# Transformers in NLP

Transformers are ubiquitous in NLP.

Large-scale pre-training has been enormously successful (e.g. [BERT](#), [ALBERT](#), [T5](#), [GPT-3](#)).

Models are typically used in 3 scenarios:

## Pre-training

- Large corpus  
(e.g. web crawled data)
- Typically unsupervised  
(e.g. masked language modeling)
- Usually runs in GPUs or TPUs

# Transformers in NLP

Transformers are ubiquitous in NLP.

Large-scale pre-training has been enormously successful (e.g. [BERT](#), [ALBERT](#), [T5](#), [GPT-3](#)).

Models are typically used in 3 scenarios:

## Pre-training

- Large corpus  
(e.g. web crawled data)
- Typically unsupervised  
(e.g. masked language modeling)
- Usually runs in GPUs or TPUs

## Fine-tuning

- Smaller corpus
- Typically supervised  
(e.g. question answering, natural language inference)
- Usually runs in GPUs or TPUs



# Transformers in NLP

Transformers are ubiquitous in NLP.

Large-scale pre-training has been enormously successful (e.g. [BERT](#), [ALBERT](#), [T5](#), [GPT-3](#)).

Models are typically used in 3 scenarios:

## Pre-training

- Large corpus (e.g. web crawled data)
- Typically unsupervised (e.g. masked language modeling)
- Usually runs in GPUs or TPUs

## Fine-tuning


- Smaller corpus
- Typically supervised (e.g. question answering, natural language inference)
- Usually runs in GPUs or TPUs

## Production


- Inference
- Usually runs in CPUs, sometimes in mobile devices

03

# Core Techniques



# Knowledge Distillation

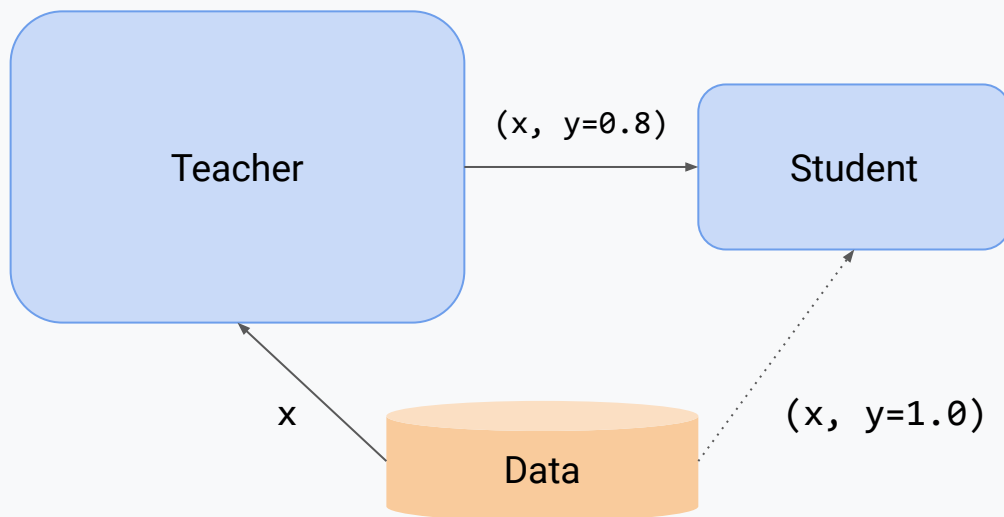


Source: [unsplash.com](https://unsplash.com)

# Knowledge Distillation

Hinton et al., 2015

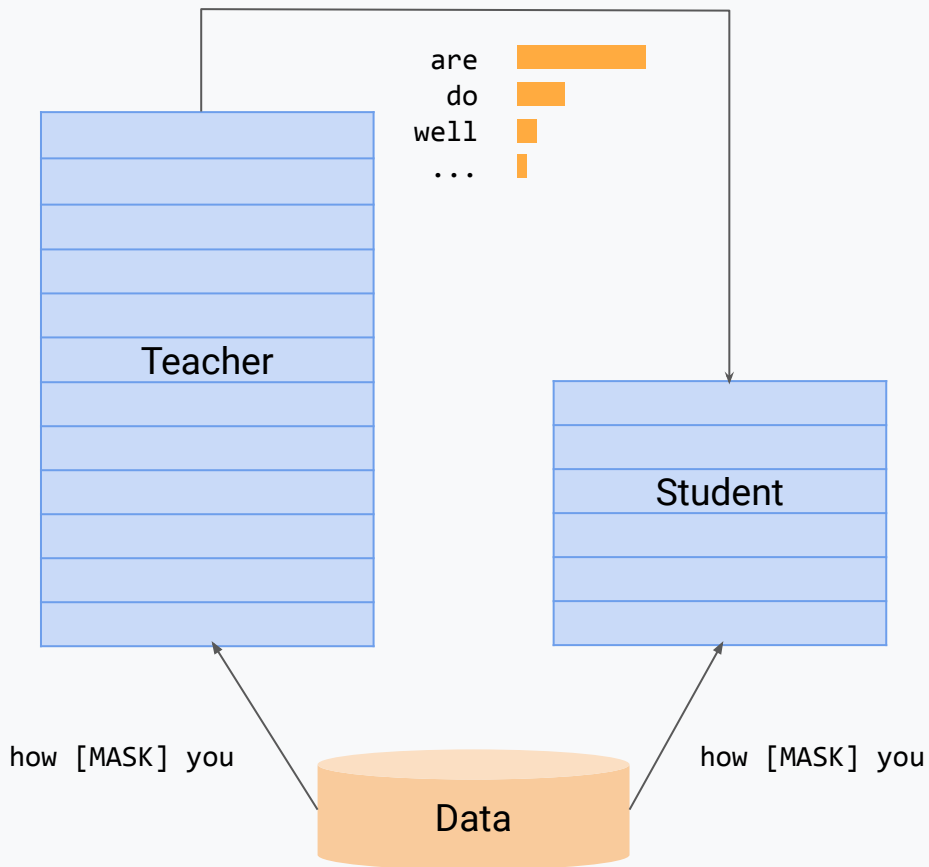
Distilling the Knowledge in a Neural Network



# Knowledge Distillation for Pre-training

Sanh et al., 2019

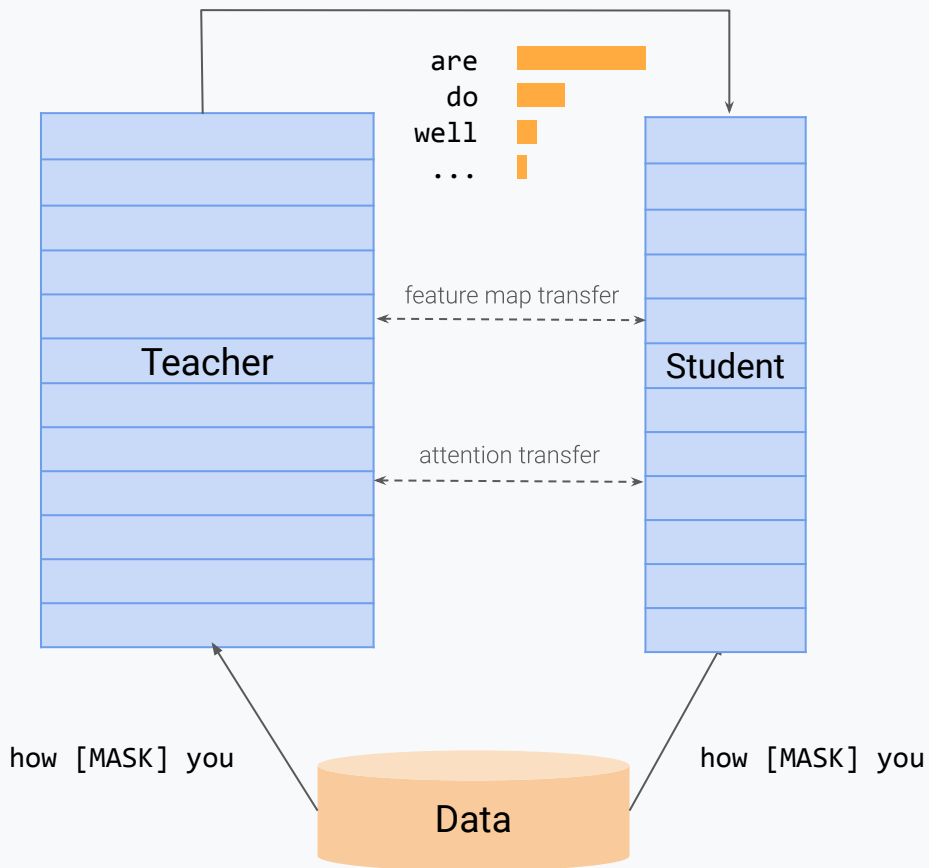
DistilBERT, a distilled version of BERT: smaller,  
faster, cheaper and lighter



# Knowledge Distillation for Pre-training

Sun et al., 2019

MobileBERT: a Compact Task-Agnostic BERT  
for Resource-Limited Devices

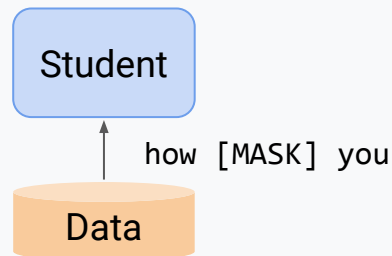


# Knowledge Distillation for Fine-Tuning

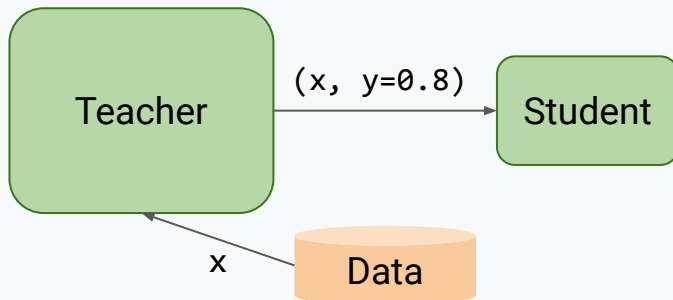
Turc et al., 2019

[Well-Read Students Learn Better: On the Importance of Pre-training Compact Models](#)

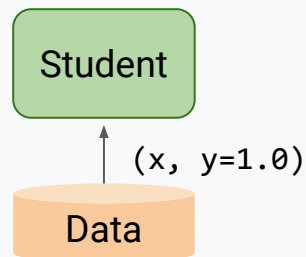
## 1 Regular Pre-training



## 2 Fine-tuning via distillation



## 3 (Optional) regular fine-tuning

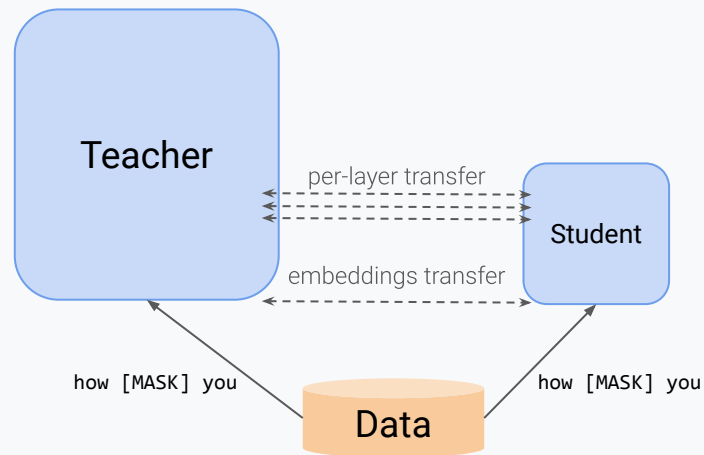


# Knowledge Distillation for Pre-training and Fine-tuning

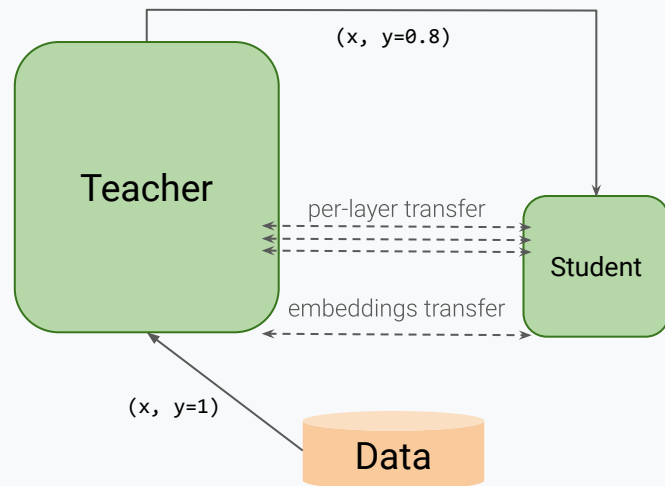
Jiao et al., 2019

TinyBERT: Distilling BERT for Natural  
Language Understanding

## 1 Pre-training via distillation




## 2 Fine-training via distillation





# Quantization



Source: [unsplash.com](https://unsplash.com)

# Quantization

## Definition

$$Q(z) = q_j \quad z \in (t_j, t_{j+1}]$$

$Q(z)$  ↓ quantization operator  
 $z$  ↓ real-valued tensor (activation or weight)

$$j=0, \dots, 2^k-1$$

↓ quantization precision

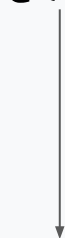
# Quantization

## Definition

$$Q(z) = q_j$$

$$z \in (t_j, t_{j+1}]$$

$$j=0, \dots, 2^k-1$$



real-valued tensor (activation or weight)

quantization operator



quantization precision

## Linear Quantization

$$z = S (q_j - Z)$$



zero point



scaling factor

# Quantization

Jacob et al., 2017

Quantization and Training of Neural Networks  
for Efficient  
Integer-Arithmetic-Only Inference

## Quantization-Aware Training



$$\mathbf{w}^{t+1} = \text{UpdateParameter}(\mathbf{w}^t, \frac{\partial L}{\partial \hat{\mathbf{w}}^t}, \eta^t)$$

# Quantization

Zafrir et al., 2019

Q8BERT: Quantized 8Bit BERT

Shen et al., 2019

Q-BERT: Hessian Based Ultra Low Precision  
Quantization of BERT

- **Q8BERT**: symmetric linear quantization:

$Q(z) = \text{clamp}(Lz \times S^z, -127, +127)$ , where  $S^z$  is a statistic computed during or post-training.

- **Q-BERT**: uniform quantization to  $\{0, \dots, 2^k-1\}$  with:
  - mixed precision (higher Hessian spectrum => higher precision for layer)
  - group precision (each matrix  $W_k W_q W_v W_o$  is its own group)

# Quantization with Distillation

Zhang et al., 2020

TernaryBERT: Distillation-aware Ultra-low Bit  
BERT

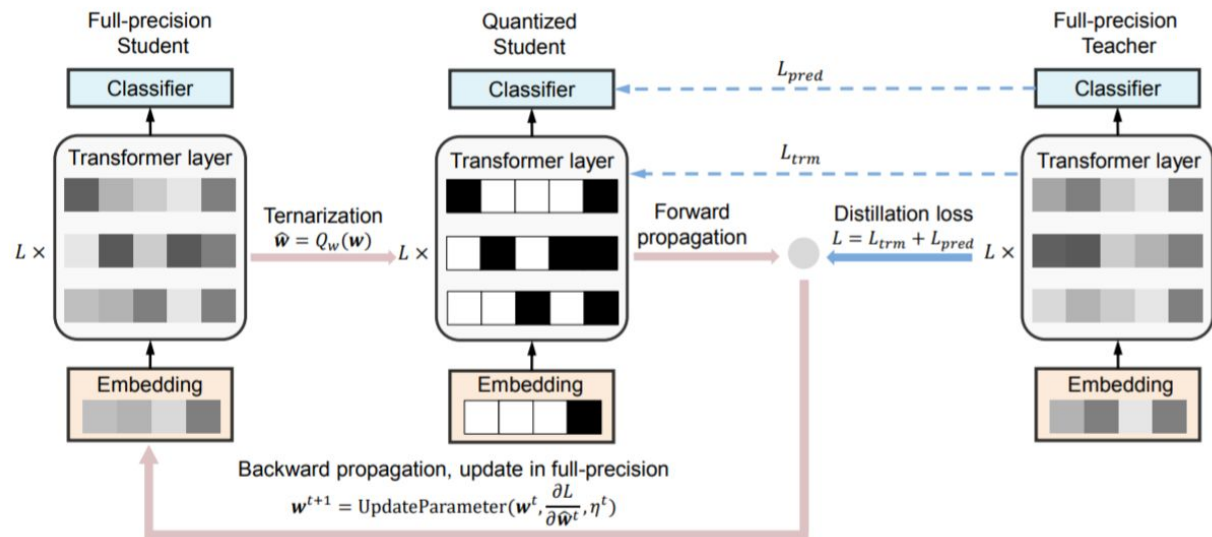



Figure 2: Depiction of the proposed distillation-aware ternarization of BERT model.

# Pruning



Source: [unsplash.com](https://unsplash.com)

# Pruning

## Definition

Pruning removes “unimportant” weights from a network:

$$\mathbf{a} = (\mathbf{W} \odot \mathbf{M}) \mathbf{x}$$

activation

model weight

pruning mask

input

## Main Questions [\(Hassibi and Stork\)](#)

- Which weights should be eliminated?
- How should the remaining weights be adjusted?
- How can such network pruning be done in an efficient way?



# Pruning

## Early Work

LeCun et al., 1990

OBD: [Optimal Brain Damage](#)

Hassibi and Stork, 1993

OBS: [Second order derivatives for network](#)

pruning: [Optimal Brain Surgeon](#)

## Pruning based on [second-order derivatives](#)

Main idea:

- Start with a “reasonably large” network
- Train it to convergence
- Prune in multiple iterations, based on second-order derivatives:
  - OBD: prune and train
  - OBS: prune and update weights based on second-order statistics

# Pruning

## Early Work

LeCun et al., 1990

OBD: [Optimal Brain Damage](#)

Hassibi and Stork, 1993

OBS: [Second order derivatives for network](#)

pruning: [Optimal Brain Surgeon](#)

## Pruning based on [second-order derivatives](#)

Main idea:

- Start with a “reasonably large” network
- Train it to convergence
- Prune in multiple iterations, based on second-order derivatives:
  - OBD: prune and train
  - OBS: prune and update weights based on second-order statistics

Why do we not train this smaller architecture instead?

# Pruning

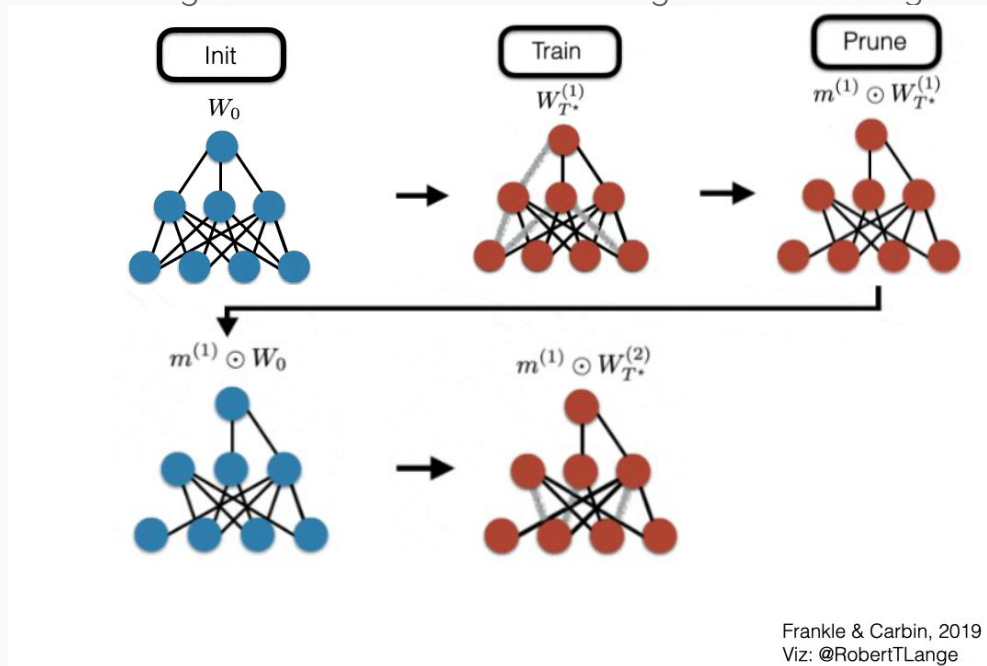
## The LTH

Frankle and Carbin, 2018

The Lottery Ticket Hypothesis: Finding Sparse,  
Trainable Neural Networks

**The Lottery Ticket Hypothesis.** *A randomly-initialized, dense neural network contains a subnetwork that is initialized such that—when trained in isolation—it can match the test accuracy of the original network after training for at most the same number of iterations.*

Searching for Tickets: **One-Shot** Magnitude Pruning



# Pruning

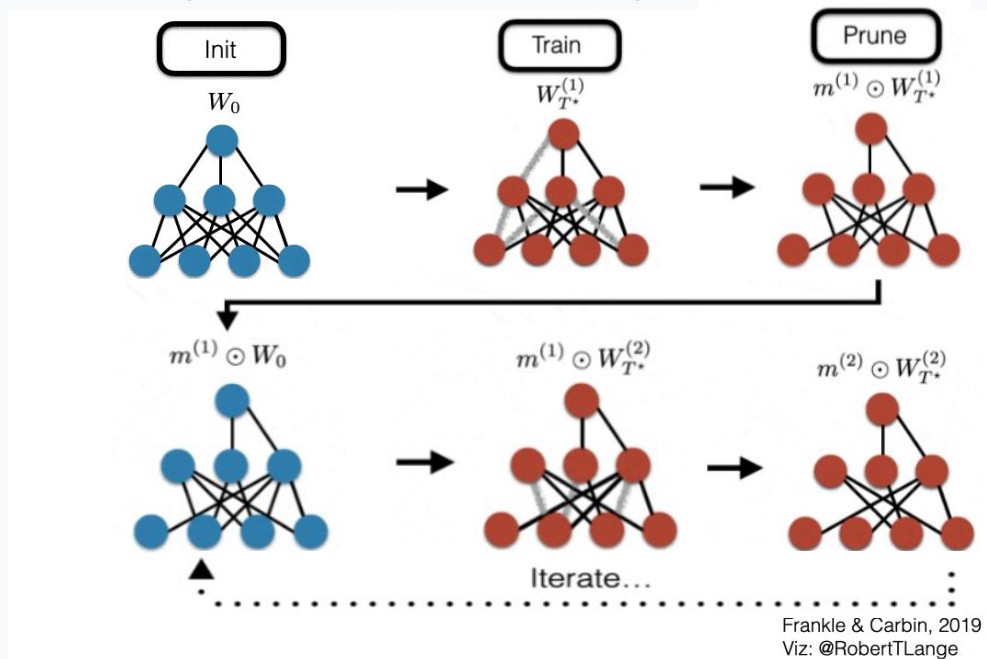
## The LTH

Frankle and Carbin, 2018

The Lottery Ticket Hypothesis: Finding Sparse, Trainable Neural Networks

**The Lottery Ticket Hypothesis.** A randomly-initialized, dense neural network contains a subnetwork that is initialized such that—when trained in isolation—it can match the test accuracy of the original network after training for at most the same number of iterations.

Searching for Tickets: **Iterative** Magnitude Pruning



# Pruning

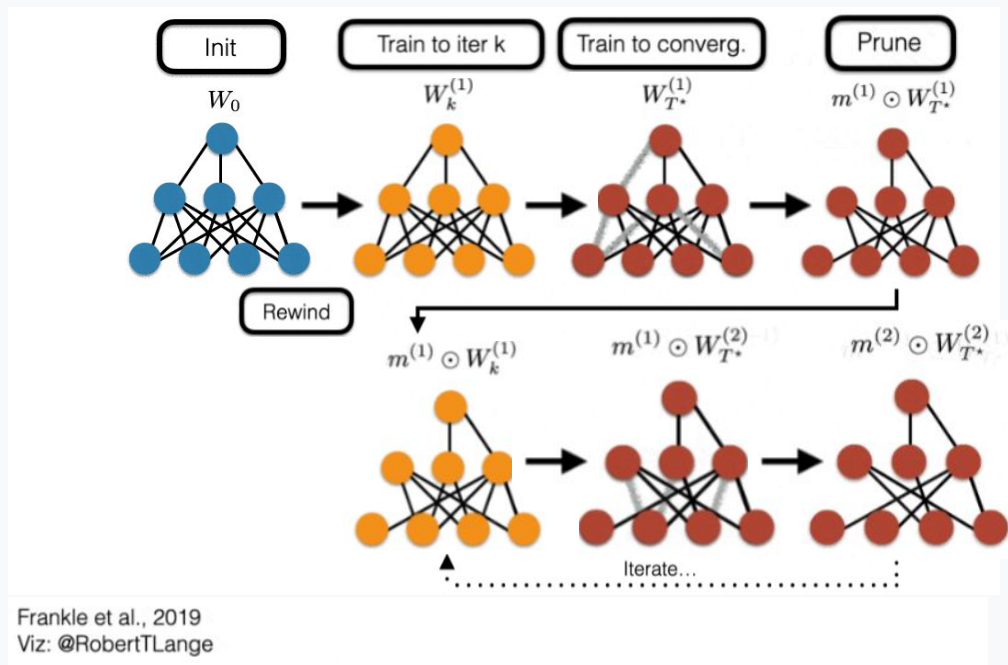
## The LTH

Frankle et al, 2019

Stabilizing the Lottery Ticket Hypothesis

**The Lottery Ticket Hypothesis.** A randomly-initialized, dense neural network contains a subnetwork that is initialized such that—when trained in isolation—it can match the test accuracy of the original network after training for at most the same number of iterations.

Searching for Tickets: **Iterative** Magnitude Pruning **with Rewinding**



Source: <https://roberttlange.github.io/posts/2020/06/lottery-ticket-hypothesis/>

# Pruning

## The LTH, ctd

Brix et al., 2020

Successfully Applying the Stabilized Lottery

Ticket Hypothesis to the Transformer

Architecture

Sparsity Memory	MP		LT		SLT		CLT		SLT-MP		MP-SLT	
	BLEU	TER	BLEU	TER	BLEU	TER	BLEU	TER	BLEU	TER	BLEU	TER
0% 234 MB	26.8	64.5	26.8	64.5	26.8	64.5	26.8	64.5	26.8	64.5	26.8	64.5
10% 226 MB	26.8	<b>64.5</b>	26.7	64.6	26.8	64.9	<b>26.9</b>	64.7	n/a	n/a	26.8	64.5
20% 206 MB	26.7	<b>64.5</b>	26.2	65.3	26.9	64.6	<b>27.0</b>	<b>64.5</b>	n/a	n/a	26.7	64.5
30% 184 MB	26.4	65.0	26.0	65.3	<b>26.9</b>	64.8	<b>26.9</b>	<b>64.7</b>	n/a	n/a	26.4	65.0
40% 161 MB	26.5	<b>64.8</b>	25.8	65.7	<b>27.1</b>	65.1	26.8	65.0	n/a	n/a	26.5	64.8
50% 137 MB	26.4	65.0	25.4	66.3	26.6	65.2	<b>26.7</b>	65.2	26.4 <sup>†</sup>	<b>64.9<sup>†</sup></b>	26.4	65.0
60% 112 MB	25.9	65.5	24.9	66.5	26.4	65.7	<b>26.8</b>	<b>65.0</b>	26.4 <sup>†</sup>	65.1 <sup>†</sup>	25.9	65.5
70% 86 MB	25.7	65.8	24.2	67.6	25.6	66.9	<b>26.2</b>	65.8	<b>26.2<sup>‡</sup></b>	<b>65.3<sup>‡</sup></b>	25.6	66.0
80% 59 MB	24.8	66.8	23.2	68.4	24.8	67.7	24.1	67.9	<b>25.6<sup>‡</sup></b>	<b>65.9<sup>‡</sup></b>	24.6	67.2
85% 46 MB	23.9	67.7	22.3	69.8	23.7	68.5	23.7	68.0	<b>24.9<sup>‡</sup></b>	<b>66.4<sup>‡</sup></b>	23.9	67.9
90% 31 MB	22.9	69.0	20.9	72.0	21.7	71.4	21.6	70.6	<b>23.5<sup>‡</sup></b>	<b>68.4<sup>‡</sup></b>	22.4	69.8
95% 17 MB	20.2	72.9	18.1	75.4	17.4	77.1	18.2	73.3	<b>20.5<sup>‡</sup></b>	<b>72.3<sup>‡</sup></b>	18.5	75.5
98% 7 MB	<b>15.8</b>	<b>78.9</b>	13.3	81.2	<b>11.0</b>	86.9	14.6	<b>78.2</b>	<b>16.1<sup>‡</sup></b>	<b>79.2<sup>‡</sup></b>	13.5	82.6

Table 1: En→De translation: BLEU [%] and TER [%] scores of the final model at different sparsity levels, evaluated on newstest2014. For SLT-MP, models marked with † are trained with SLT pruning, models marked with ‡ are trained with MP. For MP-SLT, the MP model with 60% sparsity was used for SLT pruning. For each sparsity level, the best score is highlighted.

MP = Magnitude Pruning

LT = Lottery Ticket

SLT = Stabilized Lottery Ticket

CLT = Constant Lottery Ticket

# Pruning

Sanh et al., 2020

Movement Pruning: Adaptive Sparsity by  
Fine-Tuning

## Movement Pruning

- **First-order** strategy: “instead of selecting weights that are far from zero, we retain connections that are moving away from zero during the training process”
- The pruning mask  $\mathbf{M}$  is learnt together with the model parameters.
  - **hard** version:  $\mathbf{M} = \text{Top}_{\mathbf{v}}(\mathbf{S})$ , where score  $\mathbf{S}$  is learnt and  $\mathbf{v}$  is a hyperparameter.
  - **soft** version:  $\mathbf{M} = (\mathbf{S} > \tau)$ , where score  $\mathbf{S}$  is learnt and threshold  $\tau$  is a hyperparameter.

# Pruning & Hardware

Hooker, 2020

[The Hardware Lottery](#)

On standard hardware:


	Unstructured Pruning	Structured Pruning
Storage	✓	✓
Inference	✗	✓
Flexibility	✓	✗

- “In many ways, hardware is catching up to the present state of ML research.”
- There is research for specialized software kernels to support unstructured sparsity (see paper for references).



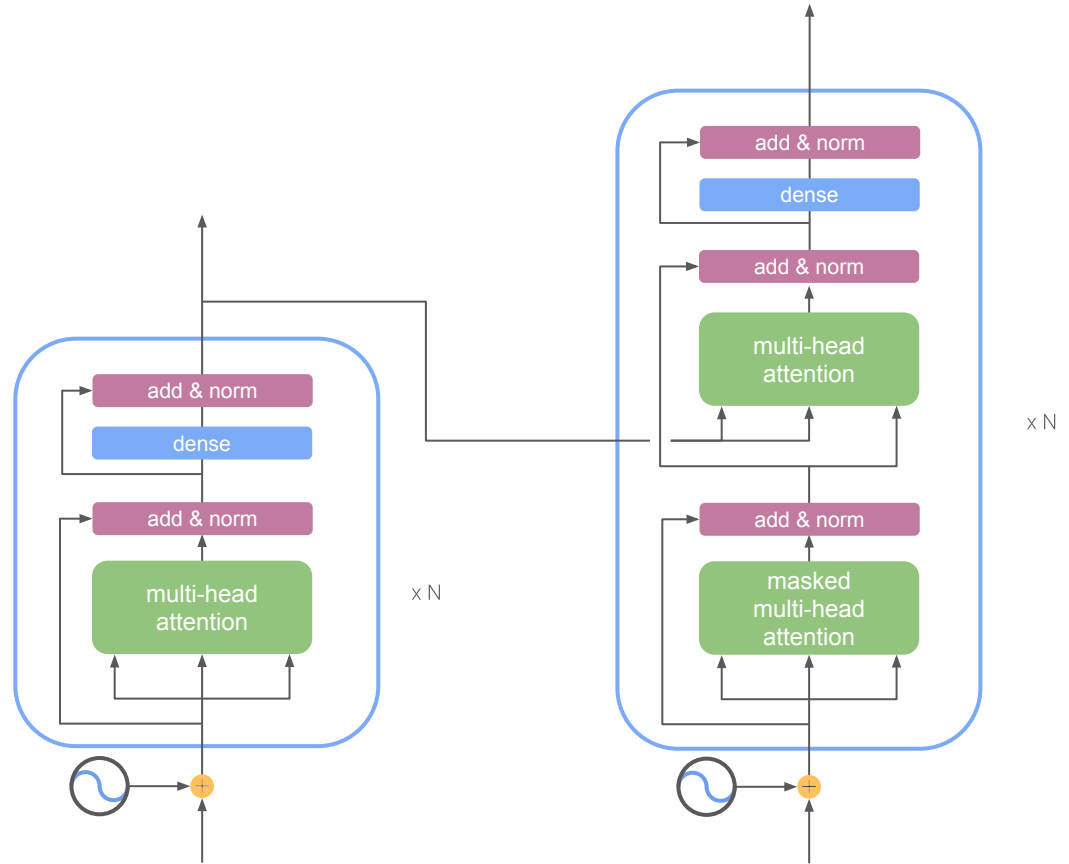
04

# Efficient Attention



# Recap

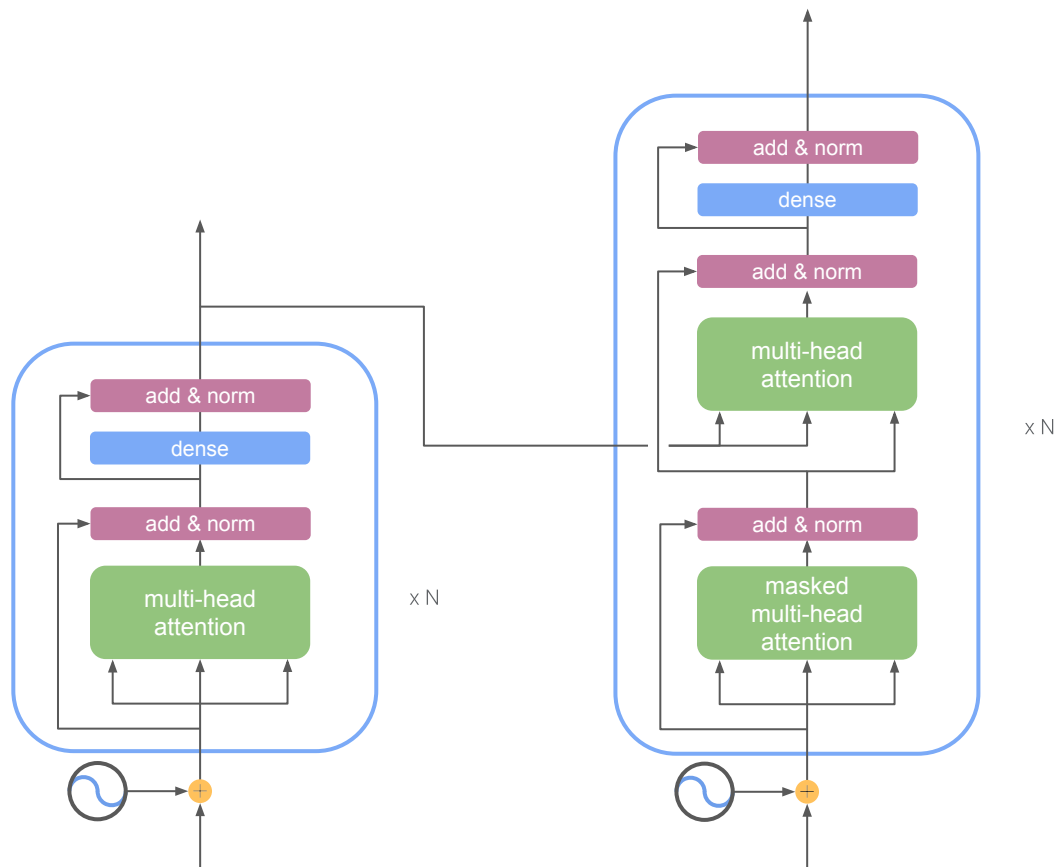
## The Transformer architecture



# Recap

## The Transformer architecture

**Quadratic bottleneck** in sequence length due to multi-head attention



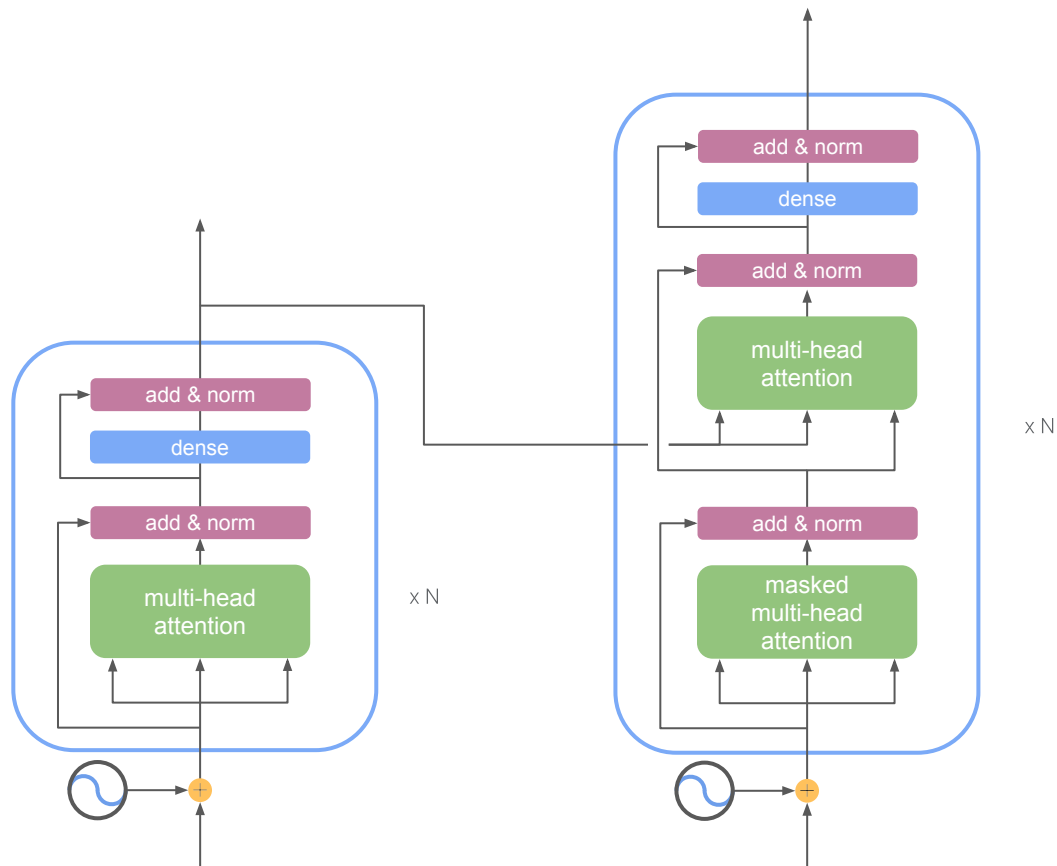
# Recap

## The Transformer architecture

**Quadratic bottleneck** in sequence length due to multi-head attention

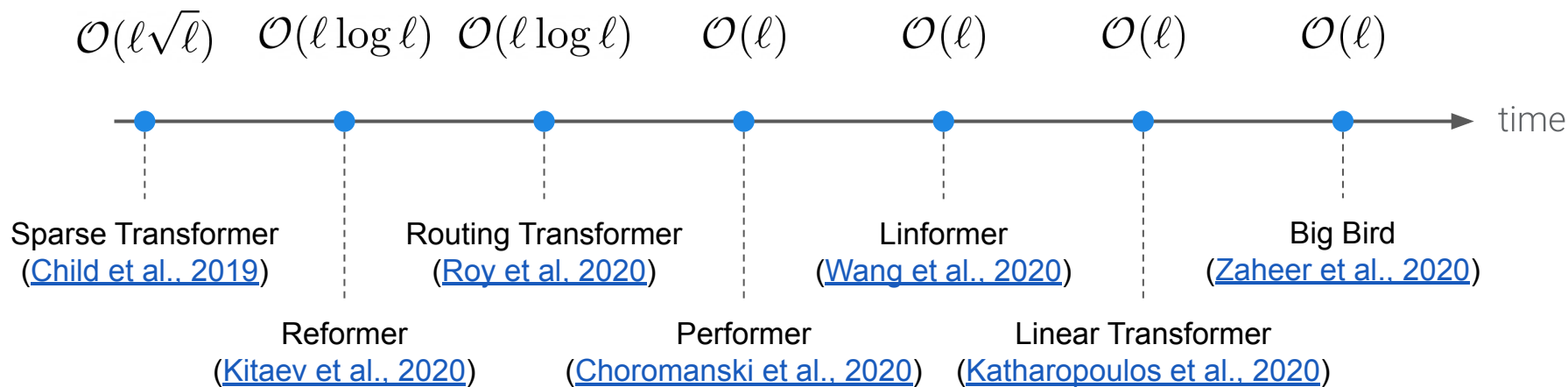
This poses a serious problem when large sequences are required, e.g.:

- Long-range dependencies
- Character-level models
- Speech processing
- High-resolution image processing



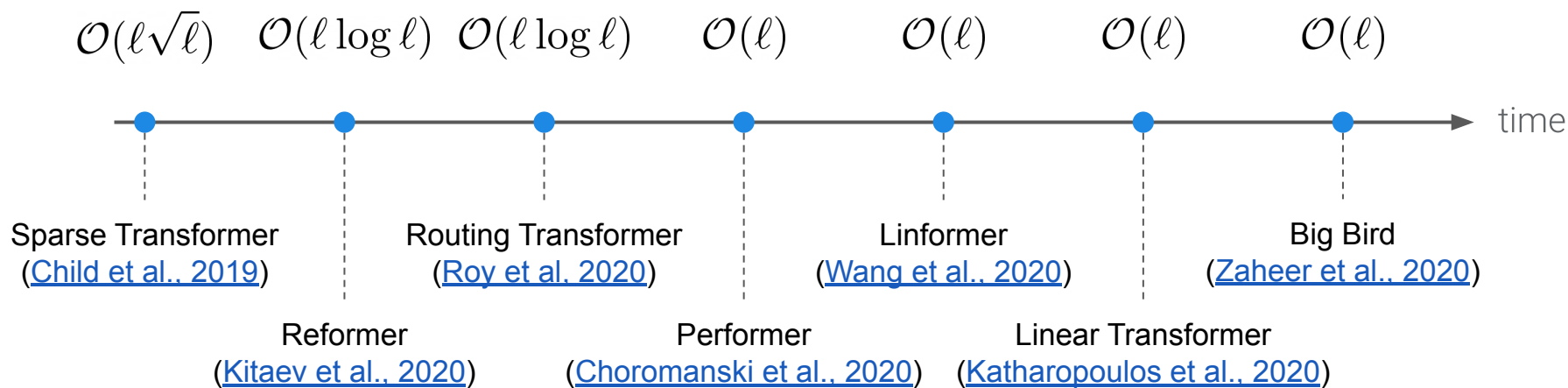
# Efficient Attention

In the past months, there has been much progress in making self-attention more efficient



# Efficient Attention

In the past months, there has been much progress in making self-attention more efficient

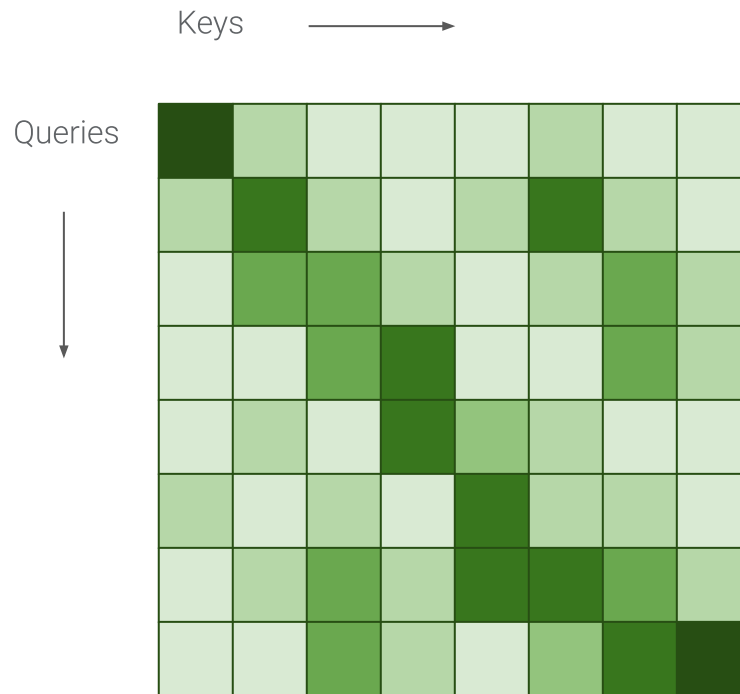


We are going to cover some ideas that make this possible

# Beyond a Dense Attention Matrix

## Goal:


*Approximate* the computation of attention  
via more efficient operations



# Efficient Attention

## A wide range of recent techniques!

- **Data-Independent Patterns**
  - Blockwise Transformer ([Qiu et al., 2019](#))
  - Sparse Transformer ([Child et al., 2019](#))
  - Longformer ([Beltagy et al., 2020](#))
  - Big Bird ([Zaheer et al., 2020](#))



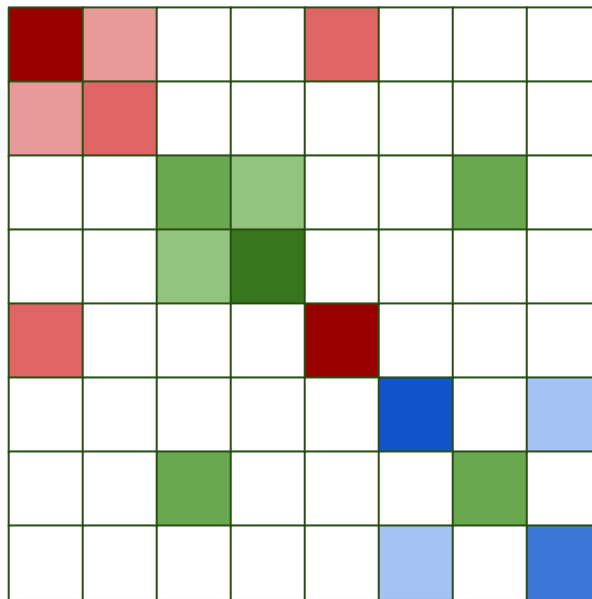
Taxonomy inspired by [Tay et al., 2020](#)



# Efficient Attention

## A wide range of recent techniques!

- Data-Independent Patterns
- **Data-Dependent Patterns**
  - Linformer ([Wang et al., 2020](#))
  - Reformer ([Kitaev et al., 2020](#))
  - Routing Transformer ([Roy et al., 2020](#))
  - Clustered Attention ([Vyas et al., 2020](#))
  - Sinkhorn Transformer ([Tay et al., 2020](#))

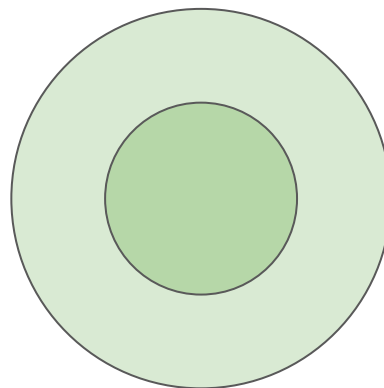


Taxonomy inspired by [Tay et al., 2020](#)

# Efficient Attention

## A wide range of recent techniques!

- Data-Independent Patterns
- Data-Dependent Patterns
- **Kernels and Alternative Attention Mechanisms**
  - Linear Transformer ([Katharopoulos et al., 2020](#))
  - Random Feature Attention ([Anonymous, 2020](#))
  - Performer ([Choromanski et al., 2020](#))
  - Synthesizer ([Tay et al., 2020](#))

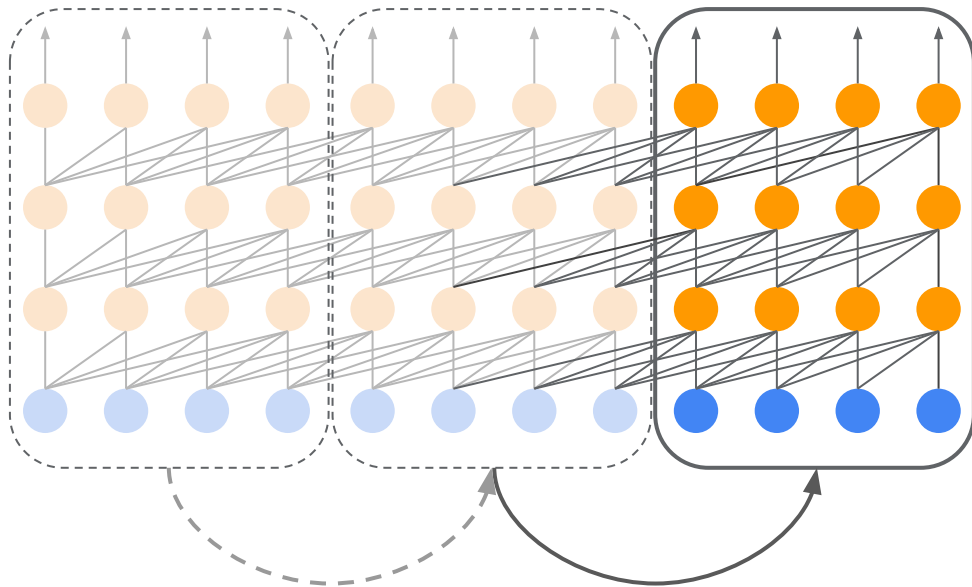


Taxonomy inspired by [Tay et al., 2020](#)

# Efficient Attention

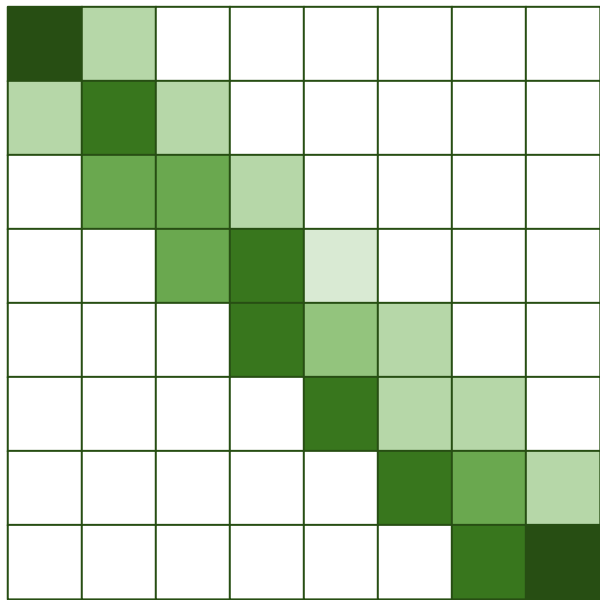
## A wide range of recent techniques!

- Data-Independent Patterns
- Data-Dependent Patterns
- Alternative Attention Mechanisms
- **Recurrence**
  - Transformer XL ([Dai et al., 2019](#))
  - Compressive Transformers ([Rae et al., 2019](#))



Taxonomy inspired by [Tay et al., 2020](#)

# Data-Independent Patterns



# Data-Independent Patterns

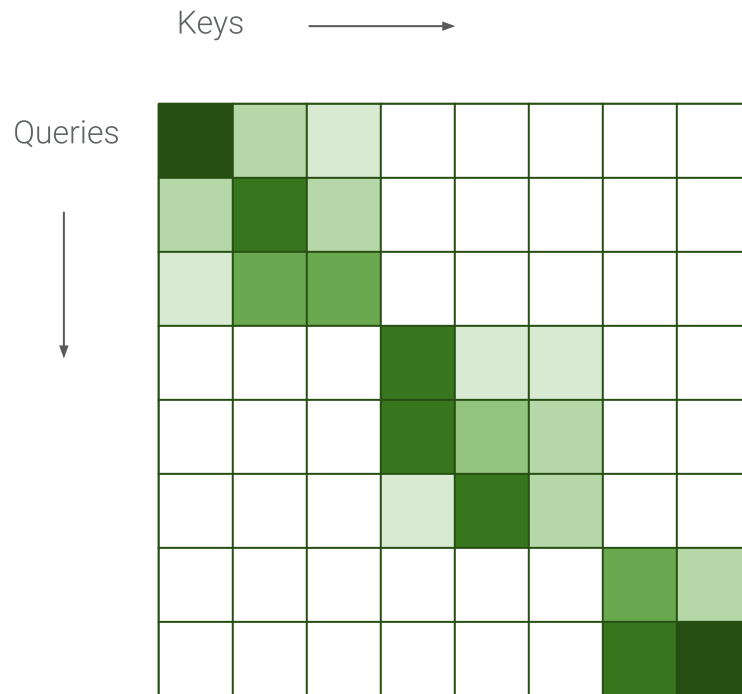
## Blockwise Patterns

Divide sequence into local blocks and restrict attention within them

Examples:

Blockwise Transformer ([Qiu et al., 2019](#))

Local Attention ([Parmar et al., 2018](#))



# Data-Independent Patterns

## Strided Patterns

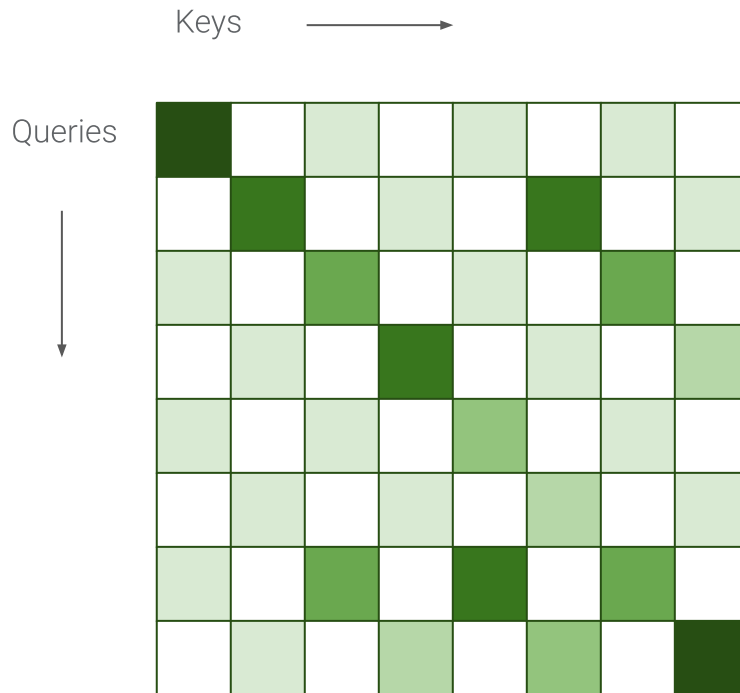
Skip some query/key pairs.

Quadratic in sequence length / stride

Examples:

Sparse Transformer ([Child et al., 2019](#))

Longformer ([Beltagy et al., 2020](#))



# Data-Independent Patterns

## Diagonal Patterns

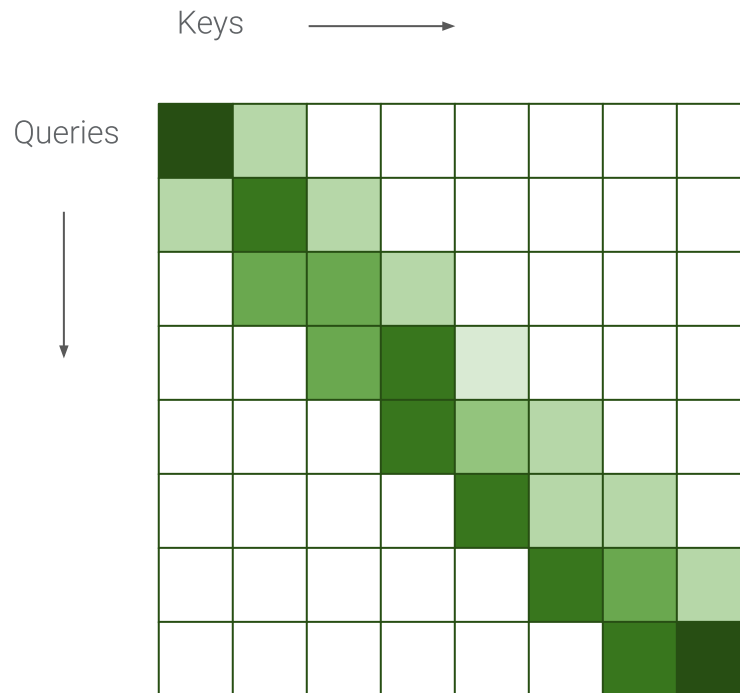
Compute attention over the diagonal.

Linear in sequence length and window size.

Examples:

Longformer ([Beltagy et al., 2020](#))

Big Bird ([Zaheer et al., 2020](#))



# Data-Independent Patterns

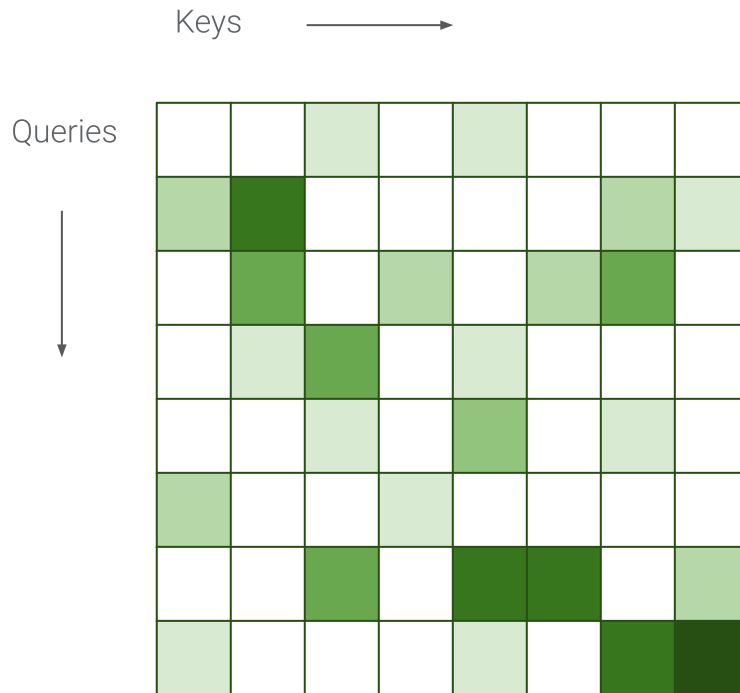
## Random Patterns

Compute attention over random query/key pairs.

Linear in number of points.

Examples:

Big Bird ([Zaheer et al., 2020](#))





# Data-Independent Patterns

## Global Attention

Applied to one or a few special tokens, often prepended to the sequence.

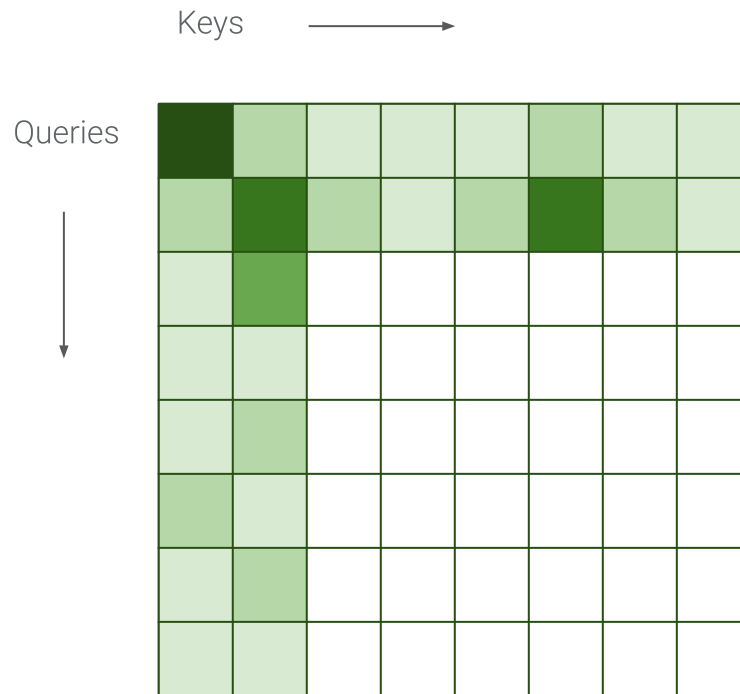
Usually combined with other patterns

Examples:

Big Bird ([Zaheer et al., 2020](#))

Longformer ([Beltagy et al., 2020](#))

ETC ([Ainslie et al., 2020](#))



# Data-Independent Patterns

## Combination of Patterns

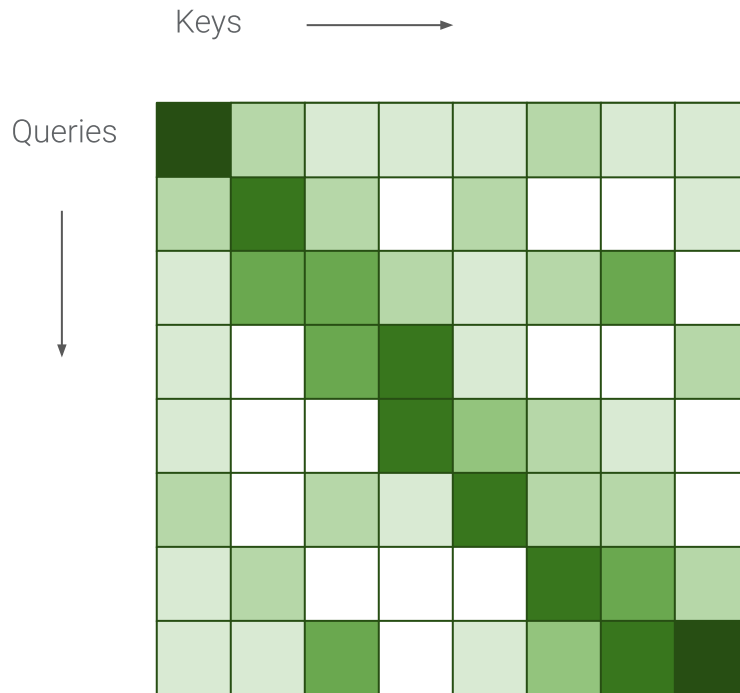
Combine multiple patterns

(e.g. Global + Diagonal + Random)

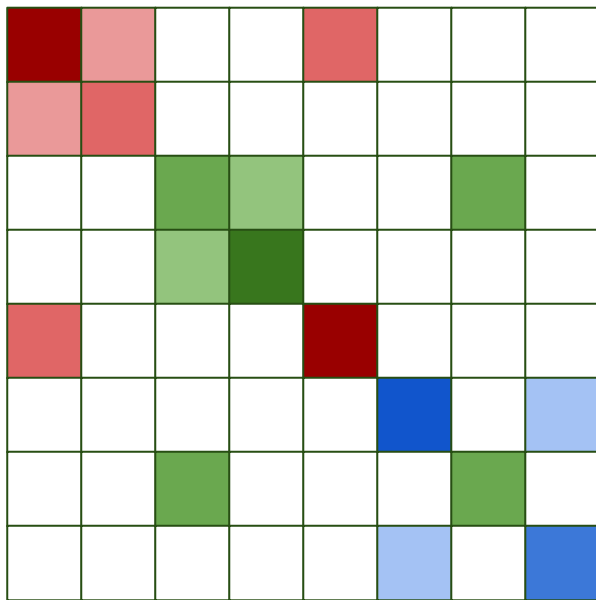
Examples:

Big Bird ([Zaheer et al., 2020](#))

Longformer ([Beltagy et al., 2020](#))



# Data-Dependent Patterns



# Data-Dependent Patterns

## Buckets

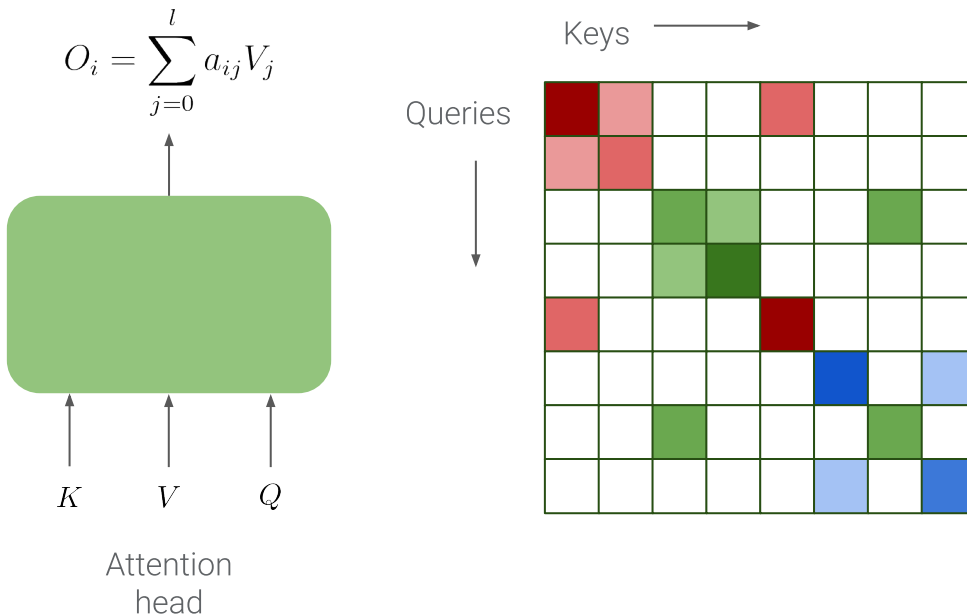
Create buckets/clusters and compute attention within.

Ideally, buckets should contain the highest attention weights in the matrix

Examples:

Reformer ([Kitaev et al., 2020](#))

Routing Transformer ([Roy et al., 2020](#))



# Data-Dependent Patterns

## Buckets: Hashing

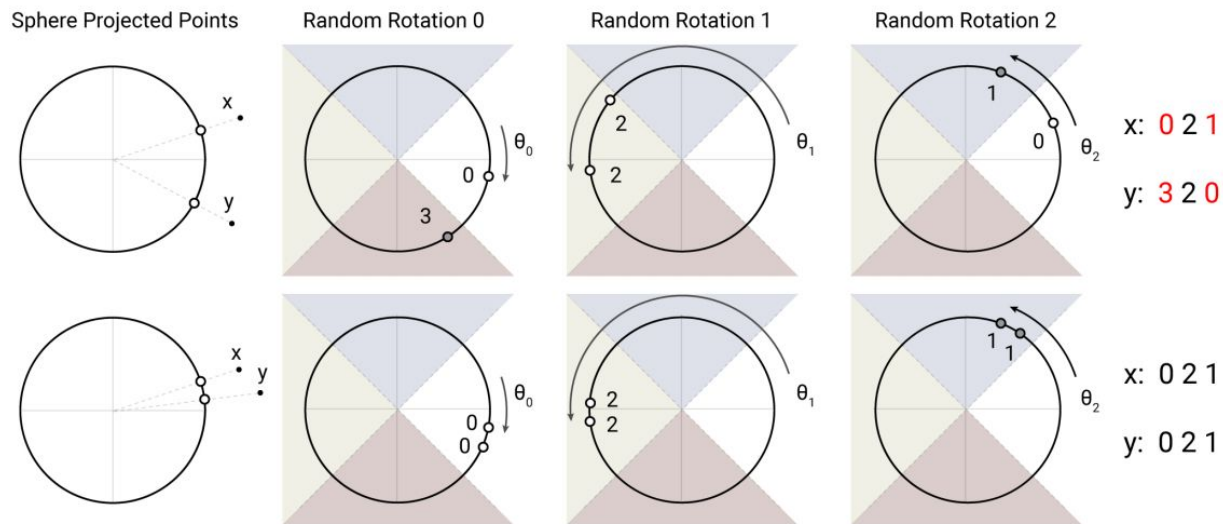
### Locality-Sensitive Hashing (LSH)

Key idea: take a random projection matrix  $R$ , compute hash for a vector  $x$  through:

$$h(x) = \arg \max([xR; -xR])$$

Examples:

Reformer ([Kitaev et al., 2020](#))



# Data-Dependent Patterns

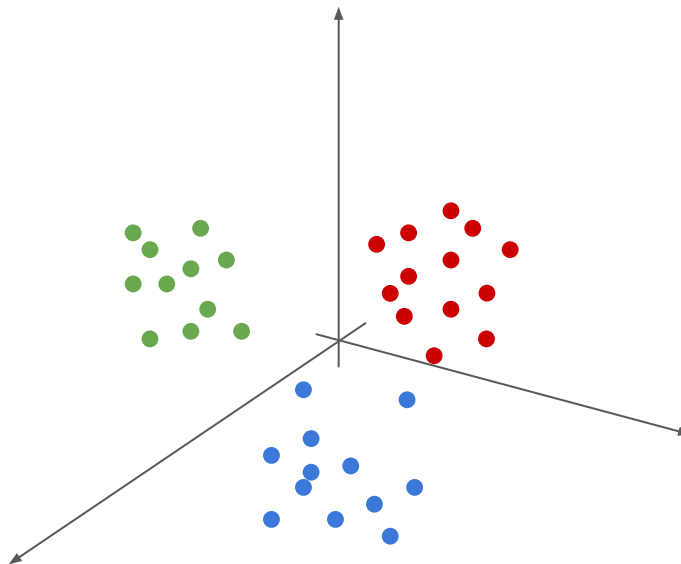
## Buckets: Clustering

E.g. online k-means

Examples:

Routing Transformer ([Roy et al., 2020](#))

Clustered Attention ([Vyas et al., 2020](#))



# Data-Dependent Patterns

## Sorting and blocking

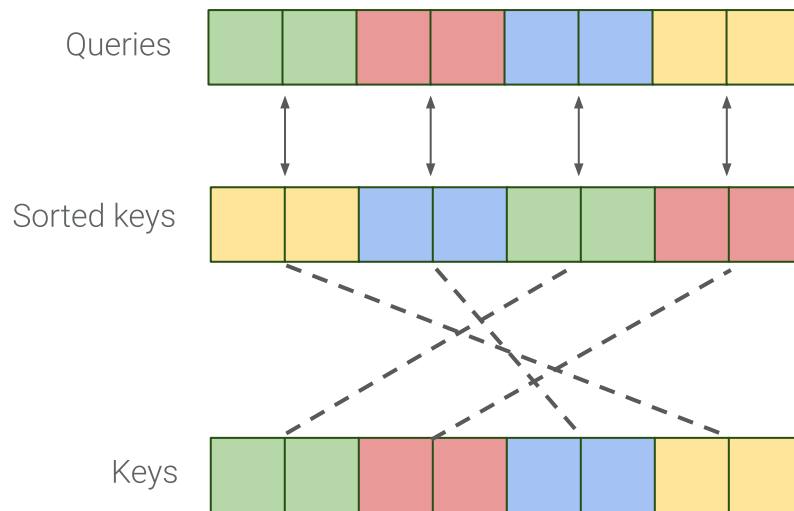
E.g. Sparse Sinkhorn Attention

Key ideas:

- A differentiable sorting network that learns to rearrange blocked inputs, using the Sinkhorn balancing mechanism to create a permutation matrix
- Attention is computed only on local neighborhoods (before and after sorting)

Examples:

Sinkhorn Transformer ([Tay et al., 2020](#))



# Data-Dependent Patterns

## Compression

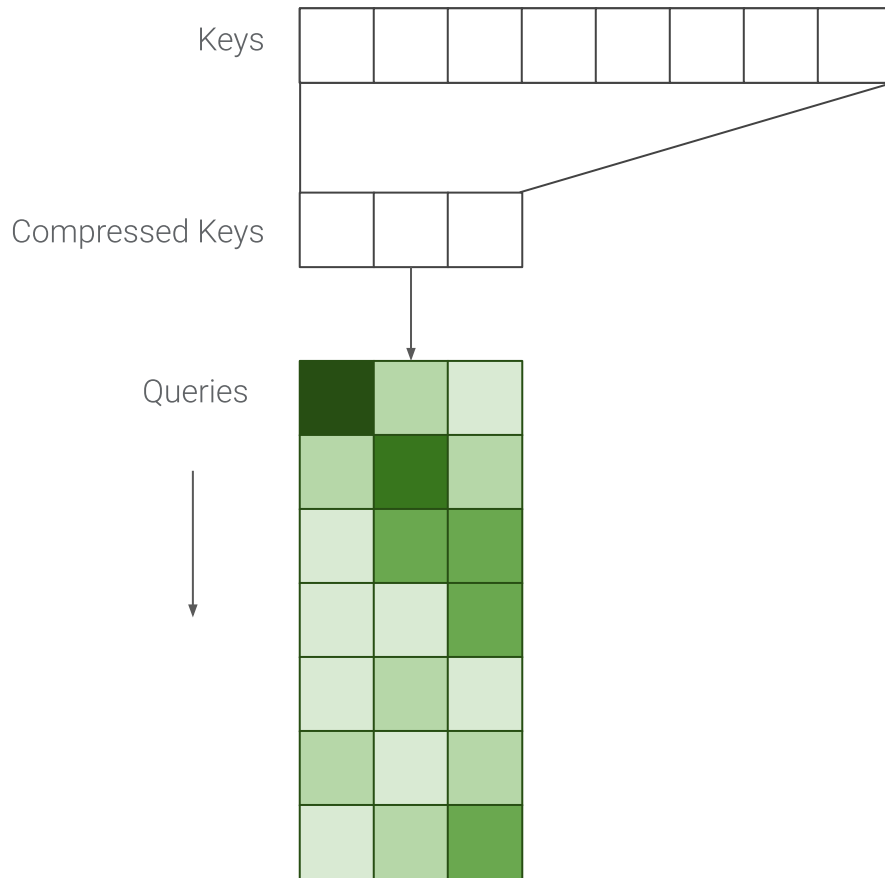
E.g. pooling, strided convolution, low-rank projections with learnable weights

Examples:

Compressed Attention ([Liu et al., 2018](#))

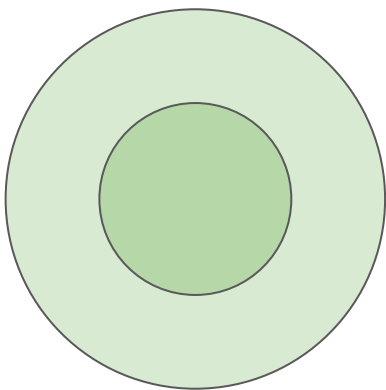
Linformer ([Wang et al., 2020](#))

Synthesizers ([Tay et al., 2020](#))





# Kernels and Alternative Attention Mechanisms



# Kernels and Alternative Attention Mechanisms

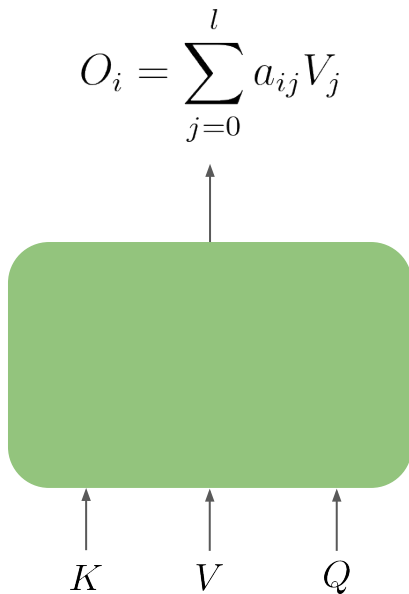
## Kernels

**Recap:** attention in its general form uses a similarity function

$$\phi(Q_i, K_j)$$

**Standard transformers** use dot product attention:

$$\phi(Q_i, K_j) = \exp\left(\frac{Q_i K_j^\top}{\sqrt{d}}\right)$$



Attention head

$$a_{ij} = \frac{\phi(Q_i, K_j)}{\sum_{p=0}^l \phi(Q_i, K_p)}$$

# Kernels and Alternative Attention Mechanisms

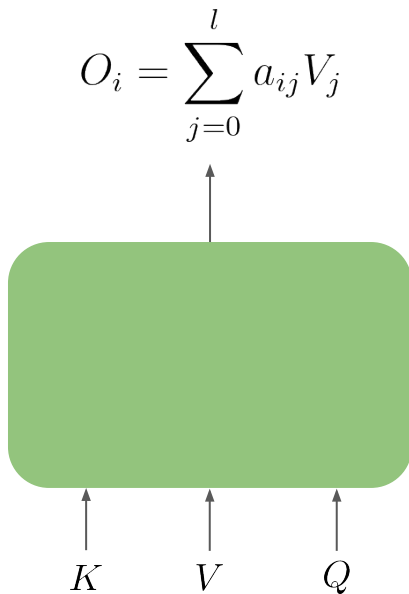
## Kernels

**Recap:** attention in its general form uses a similarity function

$$\phi(Q_i, K_j)$$

However, we can simplify things with a decomposable **kernel**:

$$\phi(Q_i, K_j) = \phi(Q_i)^\top \phi(K_j)$$



$$a_{ij} = \frac{\phi(Q_i, K_j)}{\sum_{p=0}^l \phi(Q_i, K_p)}$$

Attention head

# Kernels and Alternative Attention Mechanisms

## Kernels

**Recap:** attention in its general form uses a similarity function

$$\phi(Q_i, K_j)$$

However, we can simplify things with a decomposable **kernel**:

$$\phi(Q_i, K_j) = \phi(Q_i)^\top \phi(K_j)$$

$$O_i = \sum_{j=0}^l a_{ij} V_j$$

$$a_{ij} = \frac{\phi(Q_i, K_j)}{\sum_{p=0}^l \phi(Q_i, K_p)}$$

# Kernels and Alternative Attention Mechanisms

## Kernels

**Recap:** attention in its general form uses a similarity function

$$\phi(Q_i, K_j)$$

However, we can simplify things with a decomposable **kernel**:

$$\phi(Q_i, K_j) = \phi(Q_i)^\top \phi(K_j)$$

$$O_i = \sum_{j=0}^l a_{ij} V_j \quad a_{ij} = \frac{\phi(Q_i, K_j)}{\sum_{p=0}^l \phi(Q_i, K_p)}$$

$$O_i = \frac{\sum_{j=0}^l \phi(Q_i)^\top \phi(K_j) V_j}{\sum_{j=0}^l \phi(Q_i)^\top \phi(K_j)}$$

$$O_i = \frac{\phi(Q_i)^\top \sum_{j=0}^l \phi(K_j) V_j}{\phi(Q_i)^\top \sum_{j=0}^l \phi(K_j)}$$

# Kernels and Alternative Attention Mechanisms

## Kernels

**Recap:** attention in its general form uses a similarity function

$$\phi(Q_i, K_j)$$

However, we can simplify things with a decomposable **kernel**:

$$\phi(Q_i, K_j) = \phi(Q_i)^\top \phi(K_j)$$

$$O_i = \sum_{j=0}^l a_{ij} V_j \quad a_{ij} = \frac{\phi(Q_i, K_j)}{\sum_{p=0}^l \phi(Q_i, K_p)}$$

$$O_i = \frac{\sum_{j=0}^l \phi(Q_i)^\top \phi(K_j) V_j}{\sum_{j=0}^l \phi(Q_i)^\top \phi(K_j)}$$

$$O_i = \frac{\phi(Q_i)^\top \boxed{\sum_{j=0}^l \phi(K_j) V_j}}{\phi(Q_i)^\top \boxed{\sum_{j=0}^l \phi(K_j)}}$$

Independent of query!

# Kernels and Alternative Attention Mechanisms

## Kernels

In vectorized form:

**Recap:** attention in its general form uses a similarity function

$$\phi(Q_i, K_j)$$

However, we can simplify things with a decomposable **kernel**:

$$\phi(Q_i, K_j) = \phi(Q_i)^\top \phi(K_j)$$

$$O = \phi(Q) \boxed{\phi(K)^\top V}$$



**Compute this  $d' \times d$  matrix first**

# Kernels and Alternative Attention Mechanisms

## Kernels


In vectorized form:

**Recap:** attention in its general form uses a similarity function

$$\phi(Q_i, K_j)$$

However, we can simplify things with a decomposable **kernel**:

$$\phi(Q_i, K_j) = \phi(Q_i)^\top \phi(K_j)$$

$$O = \boxed{\phi(Q)\phi(K)^\top} V$$


Then this  $l \times d$  matrix



# Kernels and Alternative Attention Mechanisms

## Kernels

This allows us to compute attention in **linear** time with respect to sequence length!

In [Katharopoulos et al., 2020](#):

$$O = \phi(Q)(\phi(K)^\top V)$$

$$\phi(x) = \text{elu}(x) + 1 = \max(\alpha(e^x - 1), 0) + 1$$

# Kernels and Alternative Attention Mechanisms

## Kernels

$$O = \phi(Q)(\phi(K)^{\top}V)$$

**Random Feature Attention** ([Anonymous, 2020](#))

**Performer** ([Choromanski et al., 2020](#))

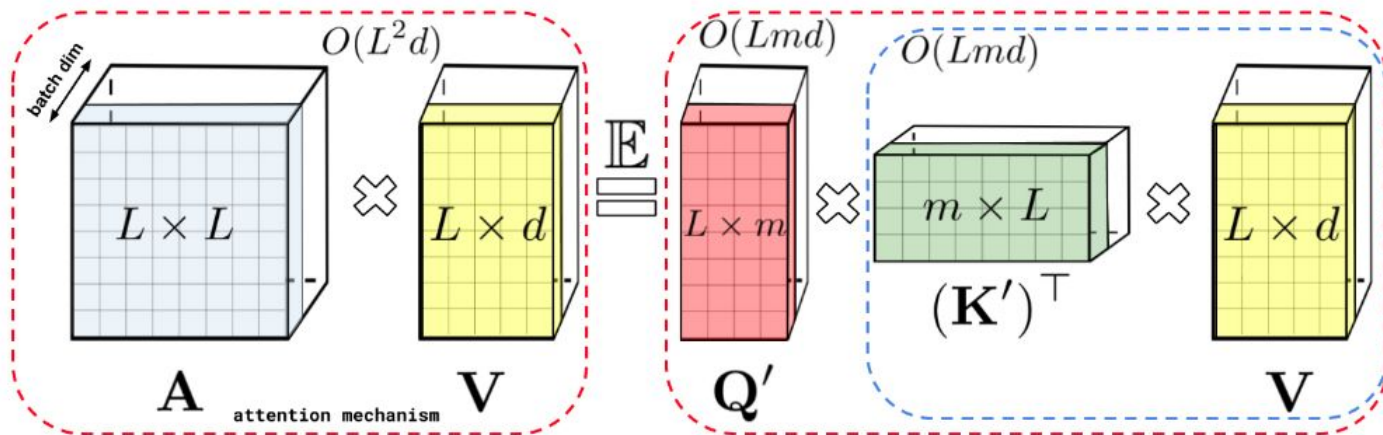
Random features can be used to generate an unbiased estimation of the standard softmax function!

# Kernels and Alternative Attention Mechanisms

## Performer: Generalized Attention and FAVOR [\(Choromanski et al., 2020\)](#)

Rethink attention as  $a_{ij} = g(Q_i^\top)K(Q_i^\top, K_j^\top)h(K_j^\top)$ , parametrized by a kernel  $K$  and functions  $g$  and  $h$

This work presents an unbiased, low-variance approximation of attention via random feature map decompositions, with linear time and space complexity.



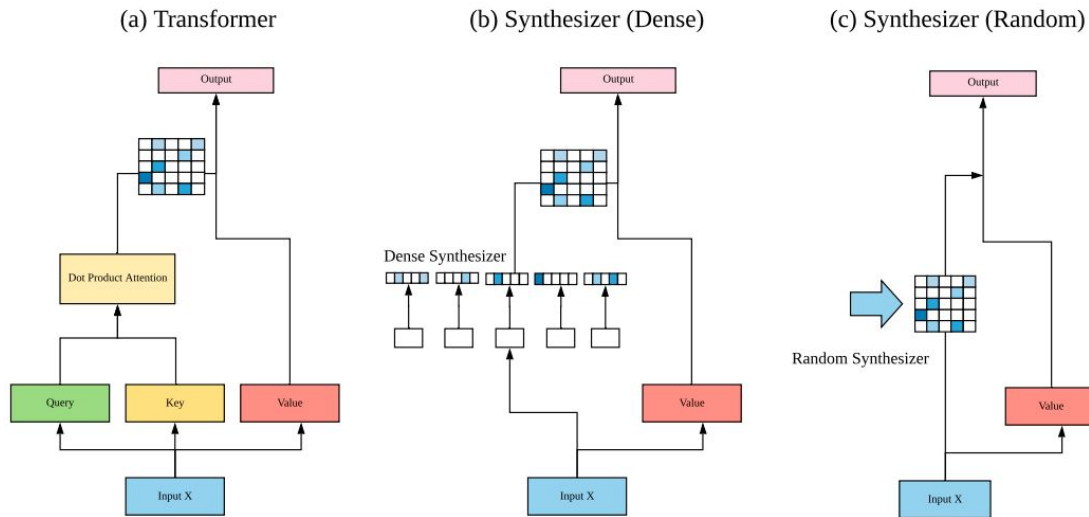
# Kernels and Alternative Attention Mechanisms

## Synthesizers ([Tay et al., 2020](#))

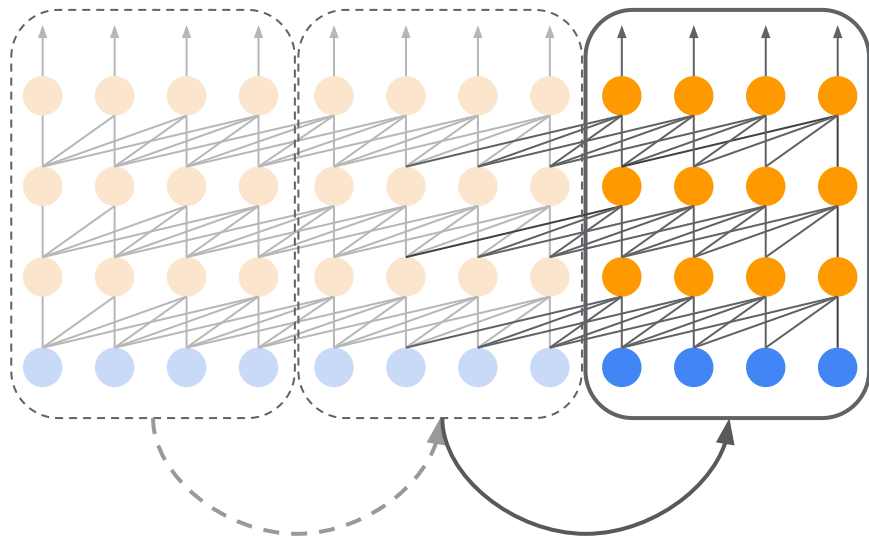
Are token-to-token interactions really necessary?

Random attention matrices are surprisingly competitively!

Low-rank alternatives can be used



# Recurrence

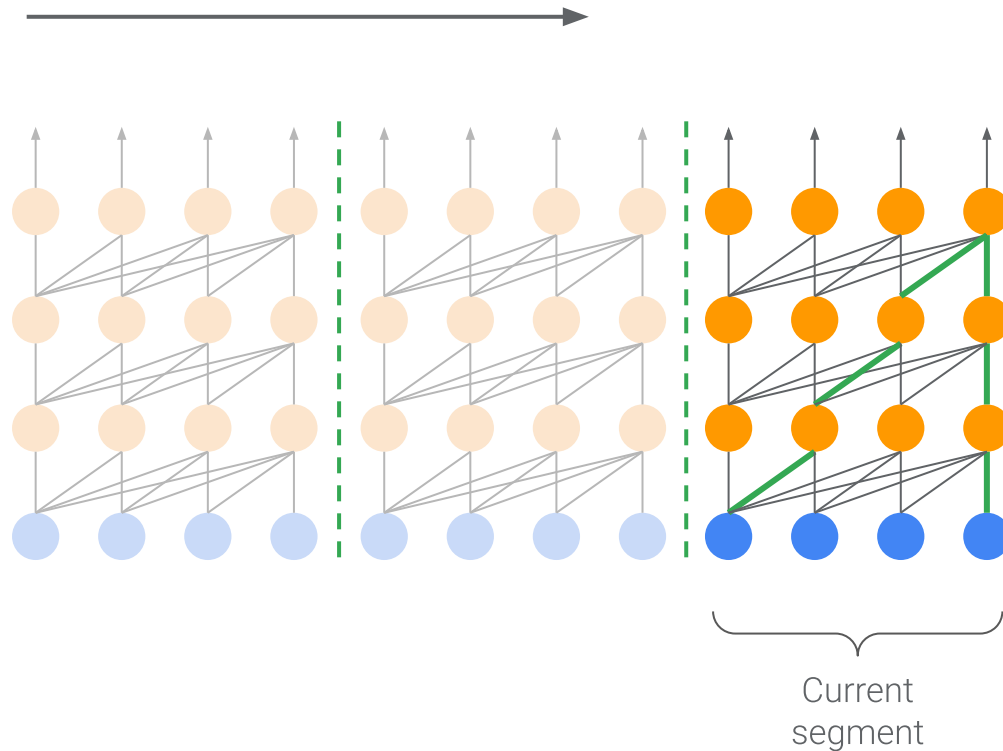


# Recurrence

## Transformer-XL ([Dai et al., 2019](#))

How can models process long sequences under limited hardware constraints?

A naive approach is to split the sequence into multiple smaller ones and process them separately



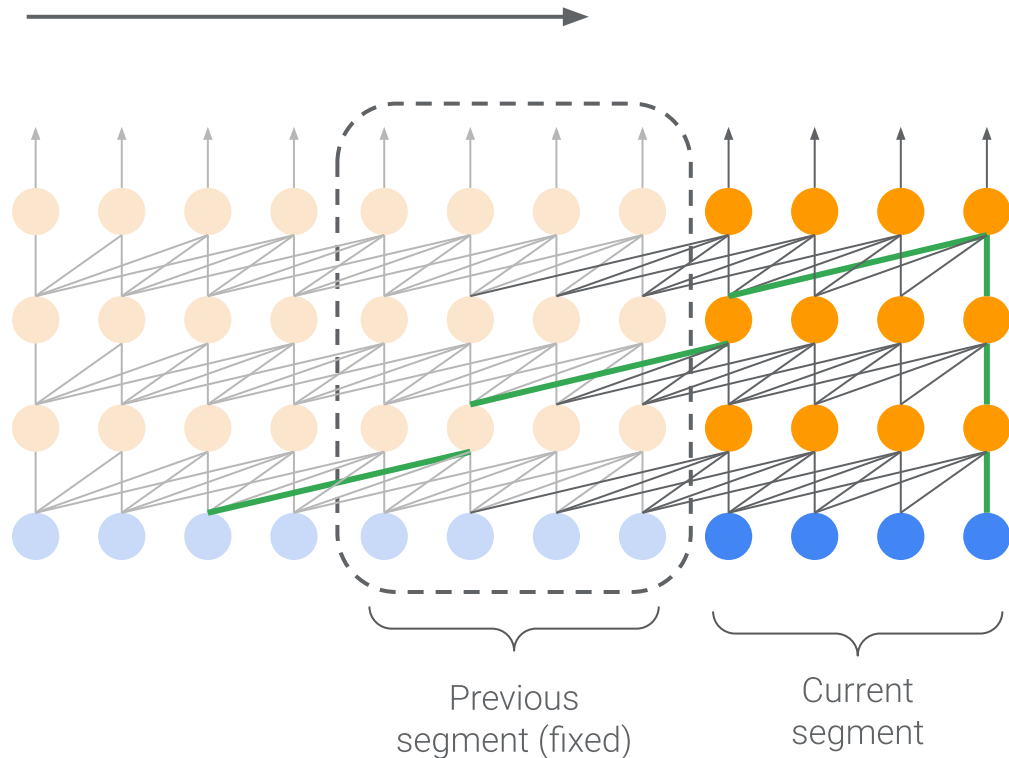
# Recurrence

## Transformer-XL ([Dai et al., 2019](#))

A better way is to add a segment-level recurrence mechanism

Representations from the previous segment are cached and re-used (no gradients flowing at training)

This increases **receptive field** proportionally to the depth of the transformer



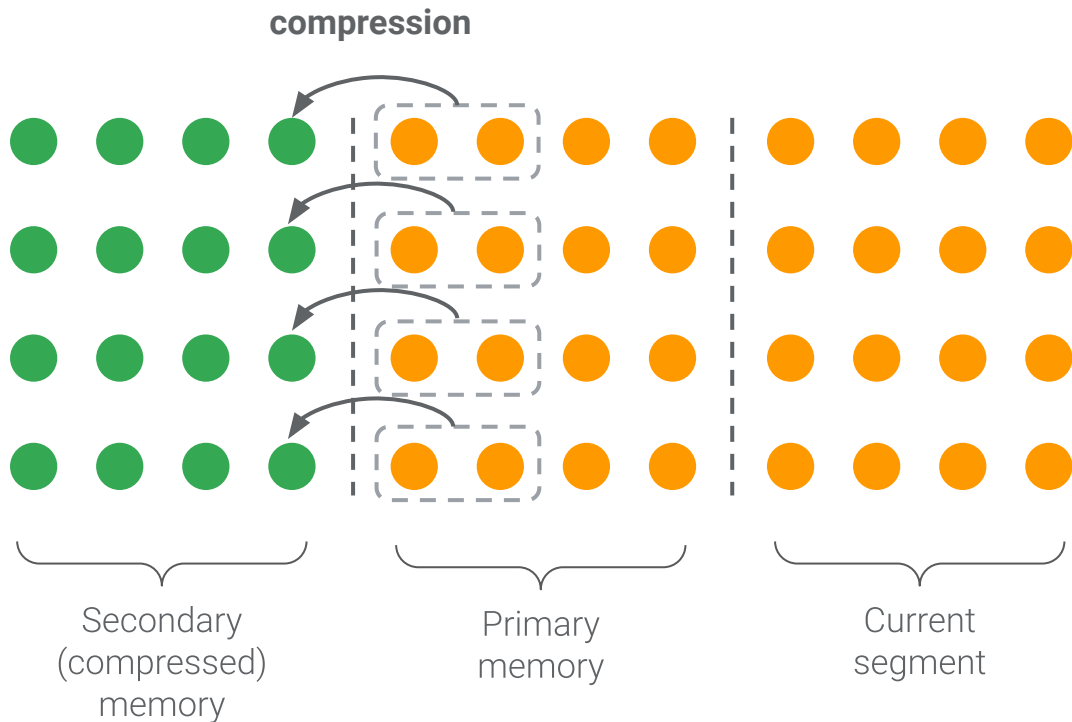
# Recurrence

## Compressive Transformers

([Rae et al., 2019](#))

Dual memory system:

- Primary mem. contains activations from previous segment
- Secondary mem. is compresses activations from all previous segments





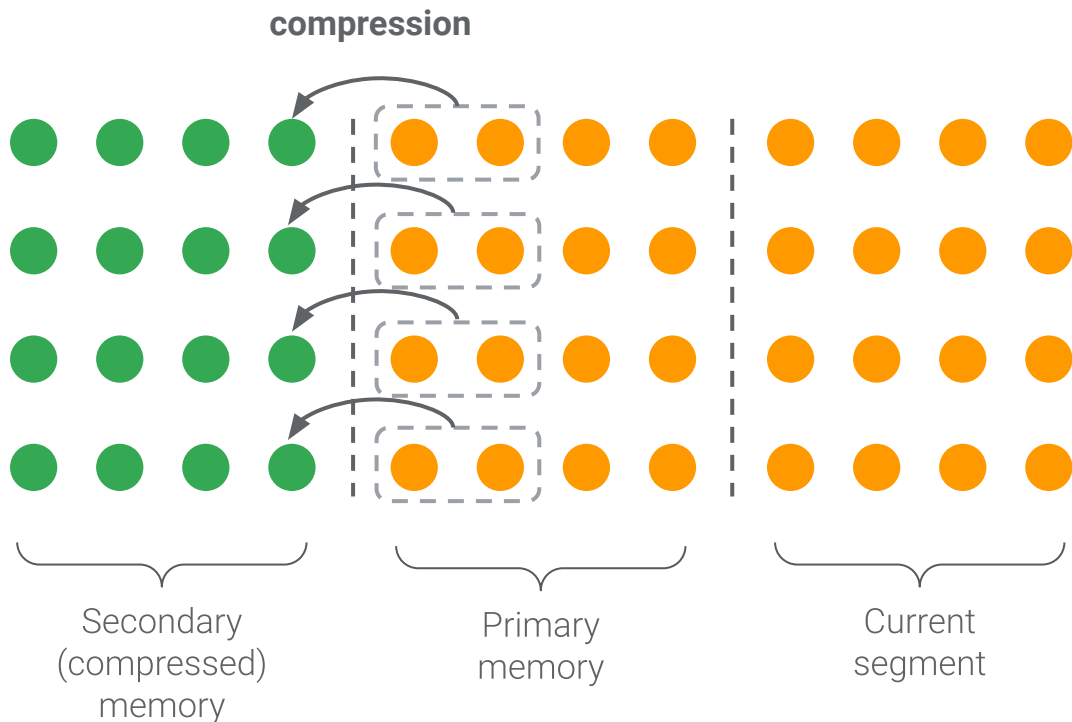
# Recurrence

## Compressive Transformers

([Rae et al., 2019](#))

When a new segment comes:

- Primary memory is updated with activations from previous segment
- Secondary memory is updated with the activations from the primary memory, where a **compression function** is applied (e.g. pooling, convolutions, most used)



# Overview

# Benchmarking

## How do these models compare in practice?

The [Long-Range Arena](#): a benchmark for efficient transformers

# Benchmarking

## How do these models compare in practice?

The [Long-Range Arena](#): a benchmark for efficient transformers

Longer sequences: 1K-16K

5 tasks:

- List operations (e.g. max, min, median)
- Byte-level text classification
- Byte-level document retrieval
- Image classification
- Long-range spatial dependency

List operations example:

**INPUT:** [MAX 4 3 [MIN 2 3 ] 1 0 [MEDIAN 1 5 8 9, 2]]

**OUTPUT:** 5

# Benchmarking

## How do these models compare in practice?

The [Long-Range Arena](#): a benchmark for efficient transformers

Longer sequences: 1K-16K


5 tasks:

- List operations (e.g. max, min, median)
- Byte-level text classification
- Byte-level document retrieval
- Image classification
- Long-range spatial dependency


List operations example:

**INPUT:** [MAX 4 3 [MIN 2 3 ] 1 0 [MEDIAN 1 5 8 9, 2]] **OUTPUT:** 5

Long-range spatial dependency example:



(positive)

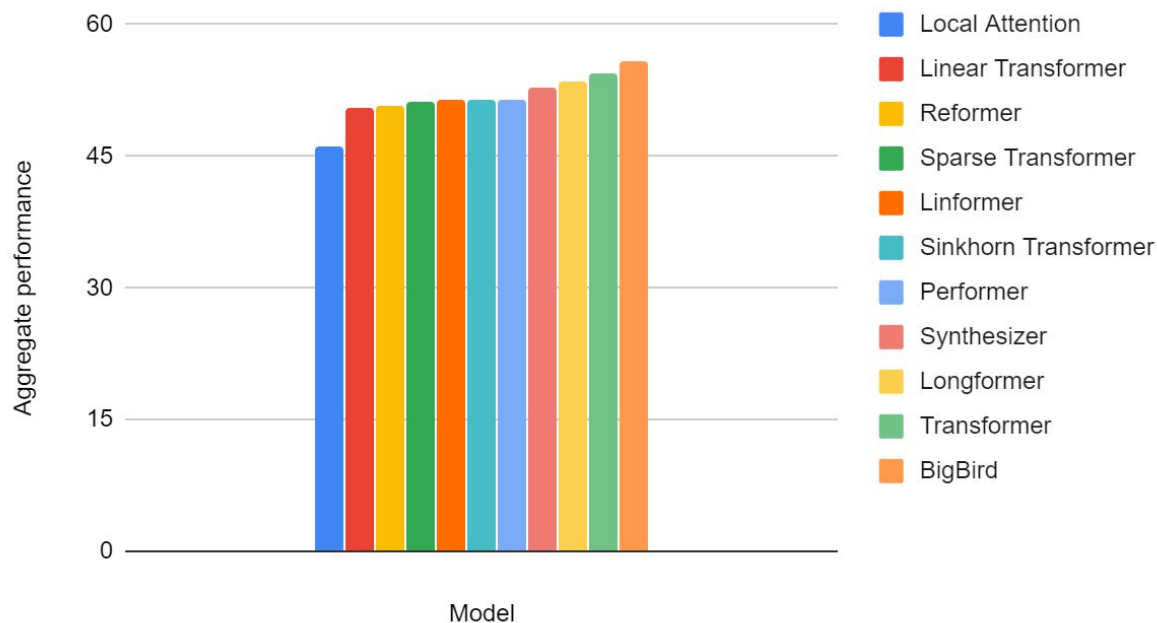


(negative)

# Benchmarking

The [Long-Range Arena](#): a benchmark for efficient transformers

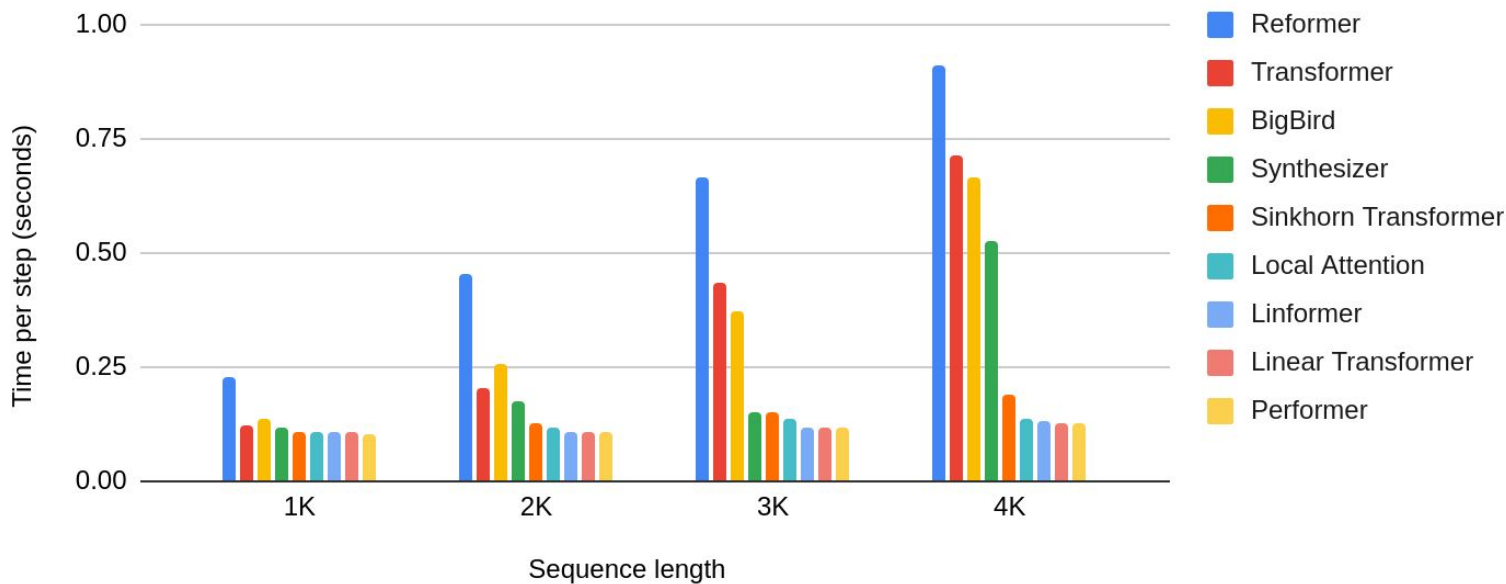
LRA agg. performance



# Benchmarking

The [Long-Range Arena](#): a benchmark for efficient transformers

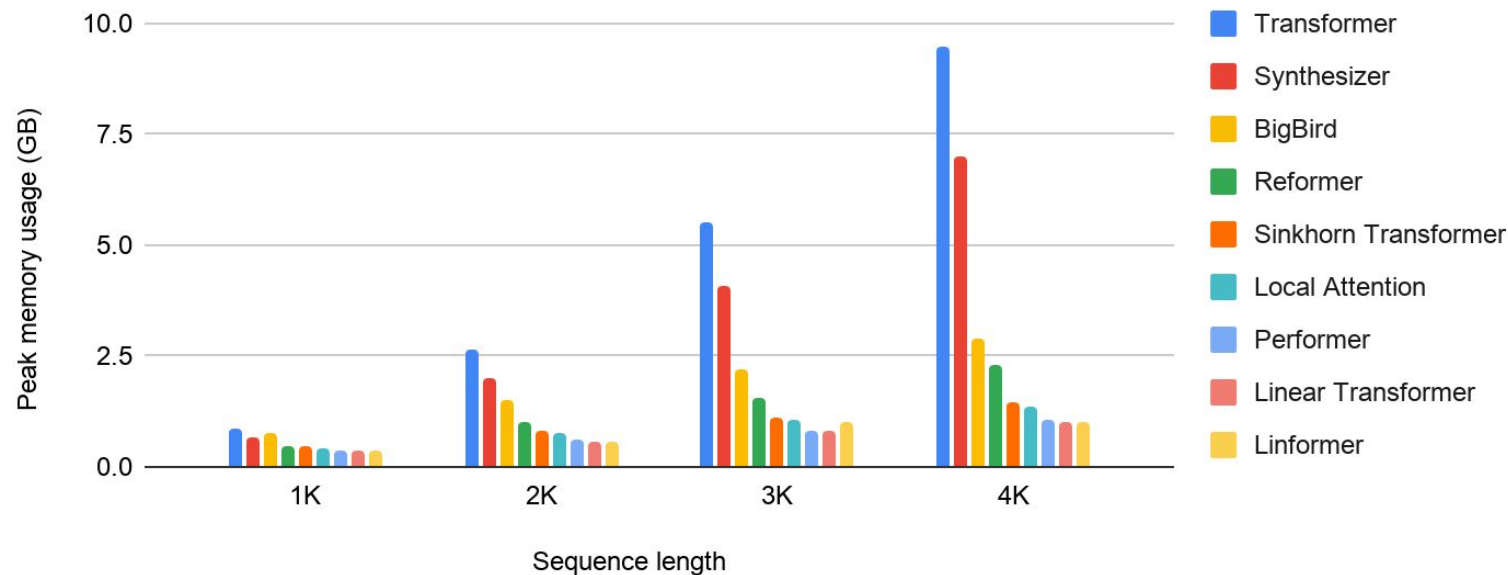
Time per step on 4x4 TPU V3 chips (lower is better)



# Benchmarking

The [Long-Range Arena](#): a benchmark for efficient transformers

Peak Memory Usage per device (lower is better)



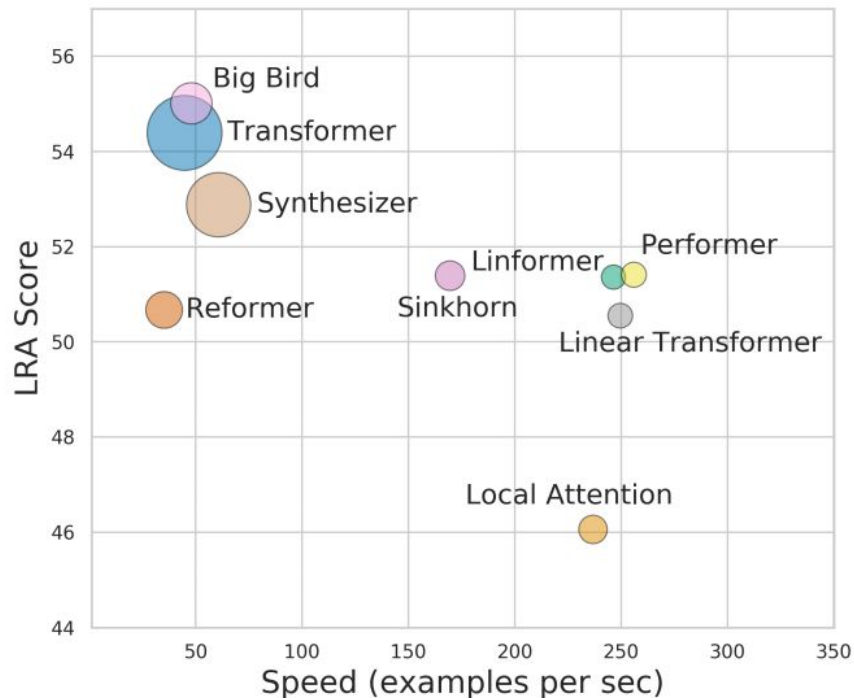


# Benchmarking

The [Long-Range Arena](#): a benchmark for efficient transformers

Putting it all together (size of circles corresponds to memory footprint)

**Note:** these results might be sensitive to implementation details, hardware and hyper-parameters.



# Key Takeaways

There has been a surge in ideas for improving the efficiency of attention and transformers, especially for improving their capacity to handle long sequences.

# Key Takeaways

There has been a surge in ideas for improving the efficiency of attention and transformers, especially for improving their capacity to handle long sequences.

There has been good progress in recent months: we are now able to compute attention in linear time with respect to sequence length, leading to large speed improvements without much performance drops for large sequences.

# Key Takeaways

There has been a surge in ideas for improving the efficiency of attention and transformers, especially for improving their capacity to handle long sequences.

There has been good progress in recent months: we are now able to compute attention in linear time with respect to sequence length, leading to large speed improvements without much performance drops for large sequences.

Future improvements in hardware, e.g. on the efficiency of sparse computations, may make these ideas even more appealing in the long run ([Hooker, 2020](#))

# Key Takeaways

There has been a surge in ideas for improving the efficiency of attention and transformers, especially for improving their capacity to handle long sequences.


There has been good progress in recent months: we are now able to compute attention in linear time with respect to sequence length, leading to large speed improvements without much performance drops for large sequences.

Future improvements in hardware, e.g. on the efficiency of sparse computations, may make these ideas even more appealing in the long run ([Hooker, 2020](#))

The ideas presented in this section are often orthogonal to each other and to other efforts presented in this tutorial, and can be combined for more efficient models.

05

# Case Studies



# Efficient Language models



# Towards more efficient NLP

- 1) Core techniques
- 2) Efficient attention

## 3) Case studies

### a) Efficient Language Models

- Natural Language Processing with Small Feed-Forward Networks



Source: [unsplash.com](https://unsplash.com)



# Towards more efficient NLP

- 1) Core techniques
- 2) Efficient attention

## 3) Case studies

### a) Efficient Language Models

- Natural Language Processing with Small Feed-Forward Networks
- The Evolved Transformer

**NAS**  
(Neural Architecture  
Search)


# Towards more efficient NLP

- 1) Core techniques
- 2) Efficient attention


## 3) Case studies

### a) Efficient Language Models

- Natural Language Processing with Small Feed-Forward Networks
- The Evolved Transformer
- PRADO + pQRNN



Source: [unsplash.com](https://unsplash.com)




# Towards more efficient NLP

- 1) Core techniques
- 2) Efficient attention

## 3) Case studies

### a) Efficient Language Models

- Natural Language Processing with Small Feed-Forward Networks
- The Evolved Transformer
- PRADO + pQRNN
- MobileBERT



Source: [unsplash.com](https://unsplash.com)


# Towards more efficient NLP

- 1) Core techniques
- 2) Efficient attention

## 3) Case studies

### a) Efficient Language Models

- Natural Language Processing with Small Feed-Forward Networks
- The Evolved Transformer
- PRADO + pQRNN
- MobileBERT
- Lite Transformer with Long-Short Range Attention



Source: [unsplash.com](https://unsplash.com)


# Towards more efficient NLP

- 1) Core techniques
- 2) Efficient attention

## 3) Case studies

### a) Efficient Language Models

- Natural Language Processing with Small Feed-Forward Networks
- The Evolved Transformer
- PRADO + pQRNN
- MobileBERT
- Lite Transformer with Long-Short Range Attention
- MicroNet for Efficient Language Modeling



Source: [unsplash.com](https://unsplash.com)

# Towards more efficient NLP

- 1) Core techniques
- 2) Efficient attention

## 3) Case studies

### a) Efficient Language Models

- Natural Language Processing with Small Feed-Forward Networks
- The Evolved Transformer
- PRADO + pQRNN
- MobileBERT
- Lite Transformer with Long-Short Range Attention
- MicroNet for Efficient Language Modeling
- Hardware-Aware Transformers

**NAS**  
(Neural Architecture  
Search)

# Towards more efficient NLP

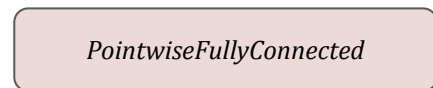
- 1) Core techniques
- 2) Efficient attention

## 3) Case studies

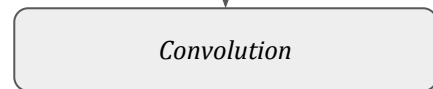
### a) Efficient Language Models

- Natural Language Processing with Small Feed-Forward Networks
- The Evolved Transformer
- PRADO + pQRNN
- MobileBERT
- Lite Transformer with Long-Short Range Attention
- MicroNet for Efficient Language Modeling
- Hardware-Aware Transformers
- SqueezeBERT

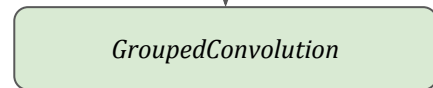
more expensive operation



equivalent to



implemented as



more efficient operation


# Towards more efficient NLP

- 1) Core techniques
- 2) Efficient attention

## 3) Case studies

### a) Efficient Language Models

- Natural Language Processing with Small Feed-Forward Networks
- The Evolved Transformer
- PRADO + pQRNN
- MobileBERT
- Lite Transformer with Long-Short Range Attention
- MicroNet for Efficient Language Modeling
- Hardware-Aware Transformers
- SqueezeBERT
- DeLight: Very Deep and Light-weight Transformer





# Natural Language Processing with Small Feed-Forward Networks

Botha et al., 2017

[arxiv.org/abs/1708.00214](https://arxiv.org/abs/1708.00214)

- Useful accuracies on a variety of tasks
- Great runtime and memory value in resource constrained environments
- Features defined over character n-grams, embeddings learned from scratch
- Random feature mixing hashing for small feature vocabularies
- Quantization for embedding weight compression

# Natural Language Processing with Small Feed-Forward Networks

Botha et al., 2017

[arxiv.org/abs/1708.00214](https://arxiv.org/abs/1708.00214)

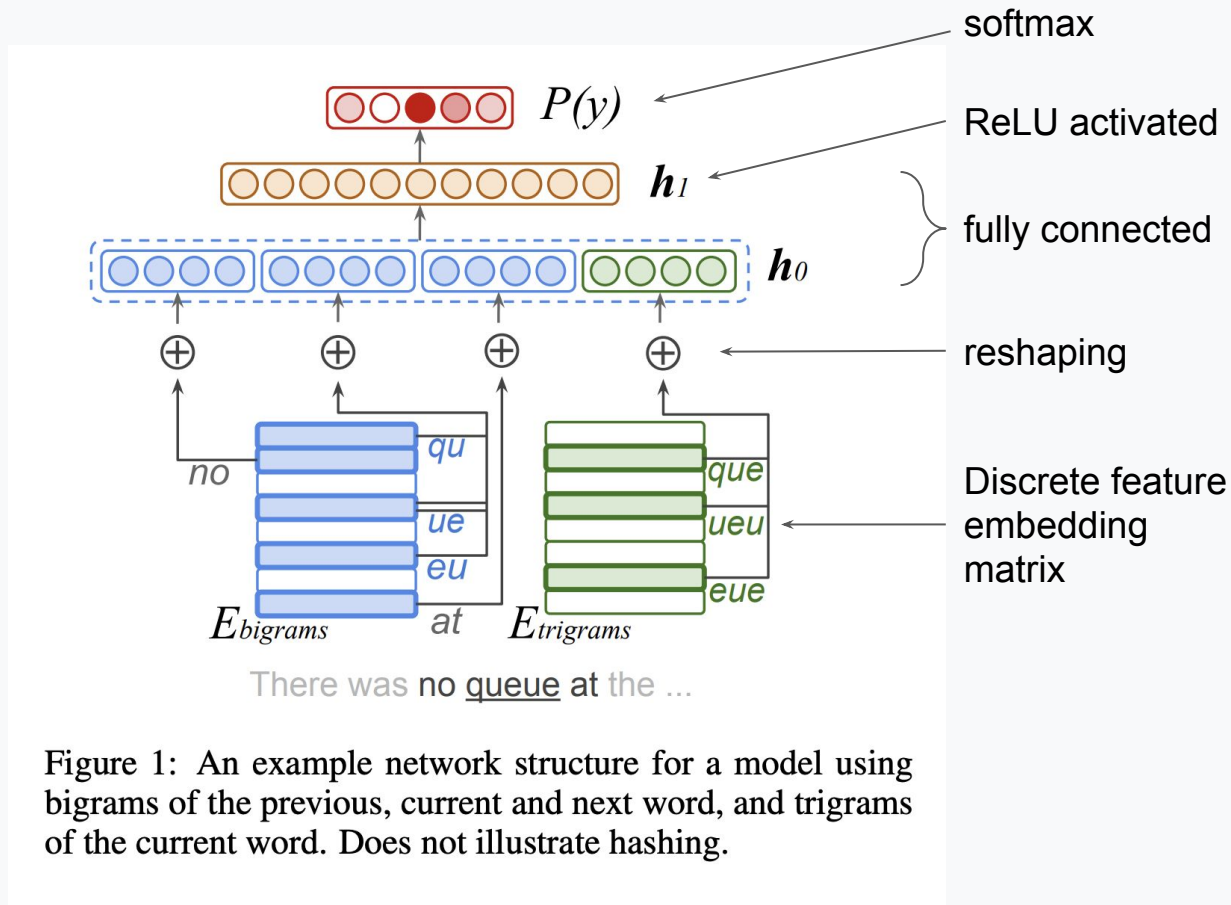


Figure 1: An example network structure for a model using bigrams of the previous, current and next word, and trigrams of the current word. Does not illustrate hashing.

# Natural Language Processing with Small Feed-Forward Networks

Botha et al., 2017

[arxiv.org/abs/1708.00214](https://arxiv.org/abs/1708.00214)

Example result:

POS Tagging, compared to BTS ([Gillick et al., 2016](#))

- +0.3% accuracy (**95.4%**, near state-of-the-art)
- 6x fewer parameters
- 36x fewer FLOPs

# The Evolved Transformer

- Consistent improvement over Transformer on well established WMT and LM1B.
- NAS to search Transformer alternatives
- Large search space from feed-forward sequence models
- Evolutionary architecture search

So et al., 2019

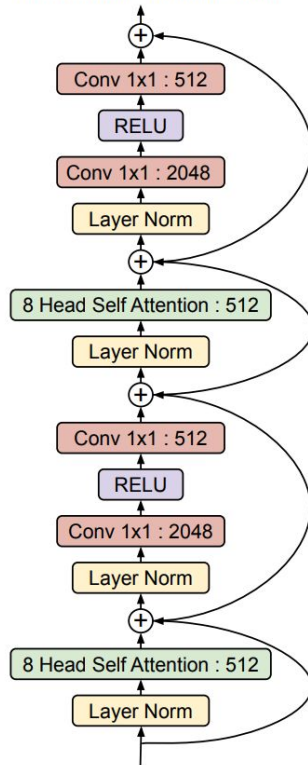
[arxiv.org/abs/1901.11117](https://arxiv.org/abs/1901.11117)

# The Evolved Transformer

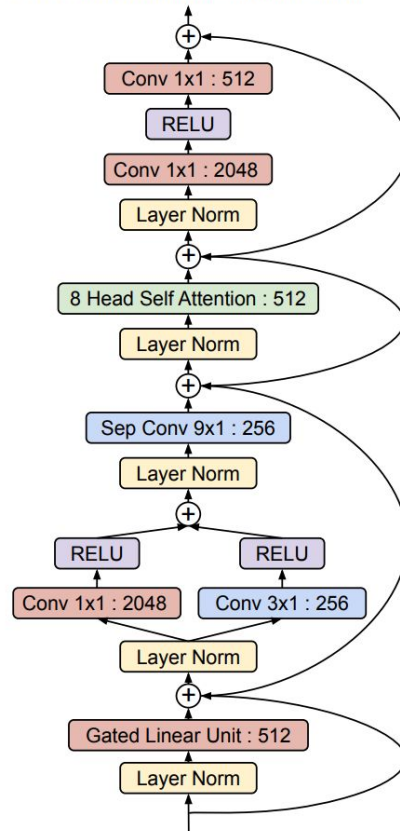
So et al., 2019

[arxiv.org/abs/1901.11117](https://arxiv.org/abs/1901.11117)

Transformer Encoder Block



Evolved Transformer Encoder Block



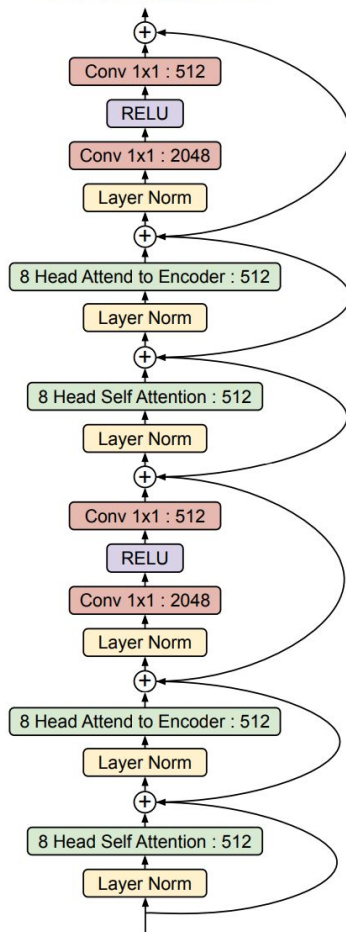
- Activation
- Normalization
- Wide Convolution
- Attention
- Non-spatial Layer

# The Evolved Transformer

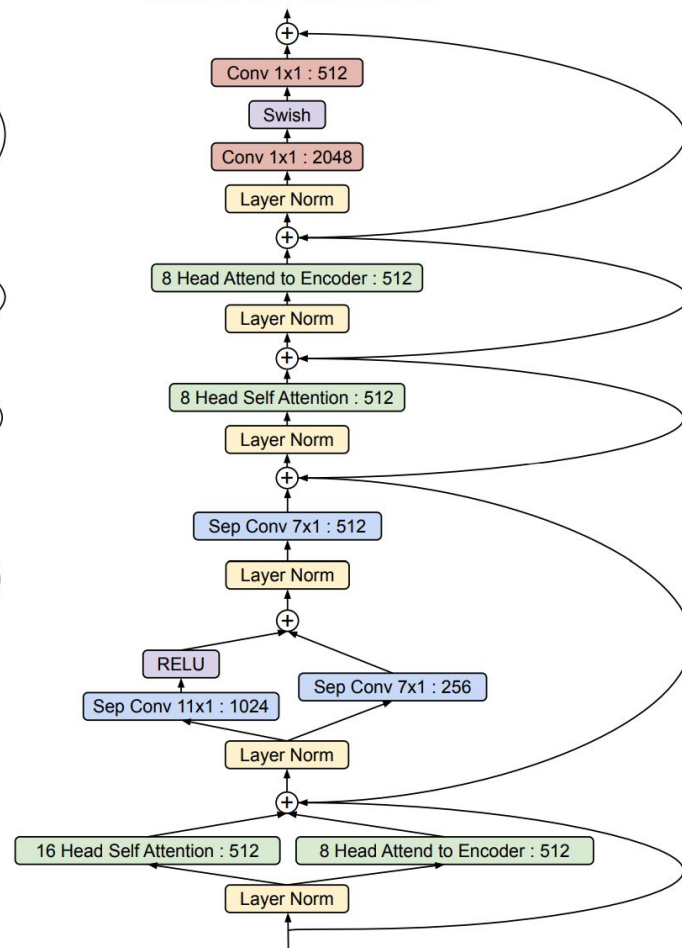
So et al., 2019

[arxiv.org/abs/1901.11117](https://arxiv.org/abs/1901.11117)

Transformer Decoder Block



Evolved Transformer Decoder Block

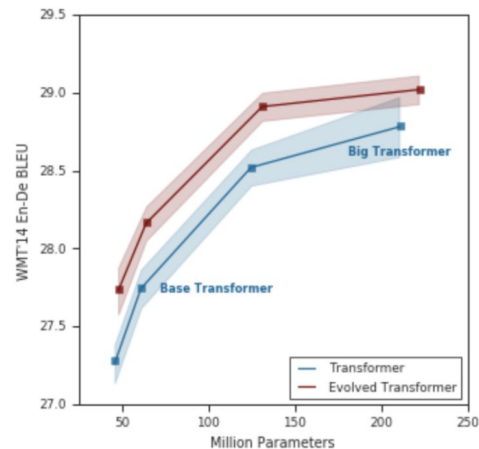


# The Evolved Transformer

Same quality as original “big” Transformer with 37.6% fewer parameters and outperforms Transformer by 0.7 BLEU at a mobile-friendly model size of ~7M params.

So et al., 2019

[arxiv.org/abs/1901.11117](https://arxiv.org/abs/1901.11117)



**Figure 4. Performance comparison of the Evolved Transformer against the Transformer across number of parameters.**

## PRADO + pQRNN

### PRADO: Projection Attention Networks for Document Classification On-Device

- Combines trainable projections with attention and convolutions
- With only 200 Kilobytes in size, outperformed prior CNN and LSTM models and achieved near state of the art performance on multiple long document classification tasks.

Kaliamoorthi et al., 2019-2020

[www.aclweb.org/anthology/D19-1506/](http://www.aclweb.org/anthology/D19-1506/)

<https://ai.googleblog.com/2020/09/advancing-nlp-with-efficient-projection.html>



# PRADO + pQRNN

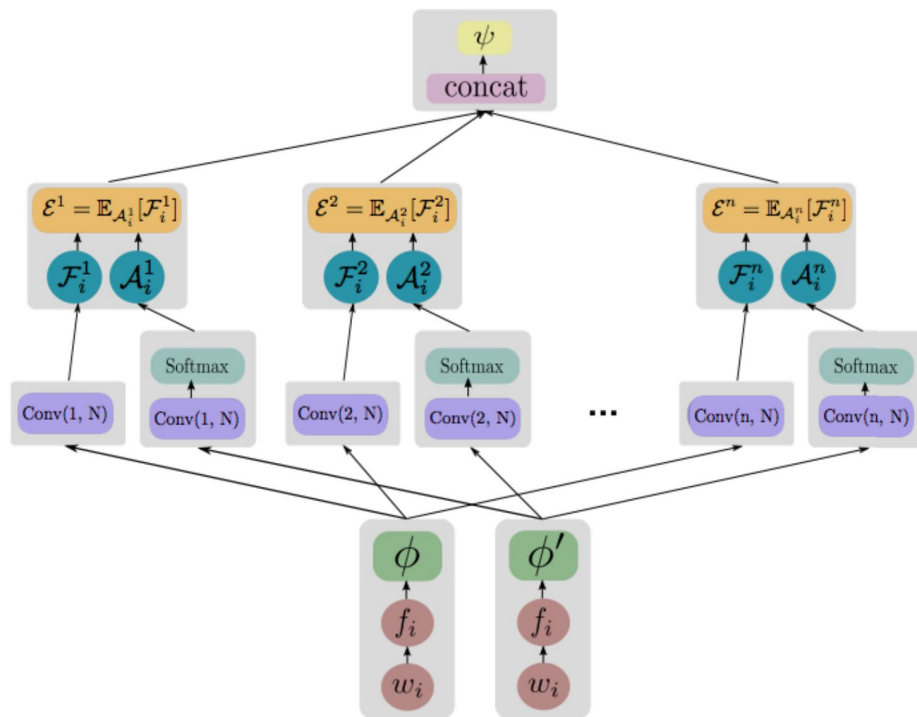


Figure 1: PRADO Model Architecture

Kaliamoorthi et al., 2019-2020

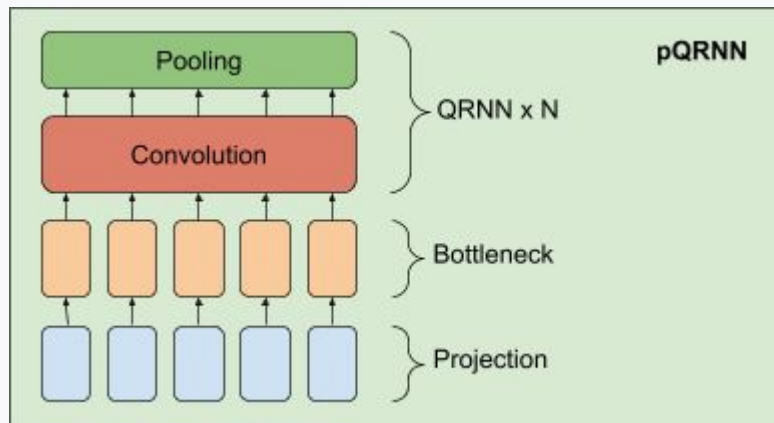
[www.aclweb.org/anthology/D19-1506/](http://www.aclweb.org/anthology/D19-1506/)

<https://ai.googleblog.com/2020/09/advancing-nlp-with-efficient-projection.html>

# PRADO + pQRNN

## pQRNN

- A projection layer with a quasi-RNN encoder
- Same projection layer used in PRADO



- pQRNN is also quantized

Kaliamoorthi et al., 2019-2020

[www.aclweb.org/anthology/D19-1506/](http://www.aclweb.org/anthology/D19-1506/)

<https://ai.googleblog.com/2020/09/advancing-nlp-with-efficient-projection.html>

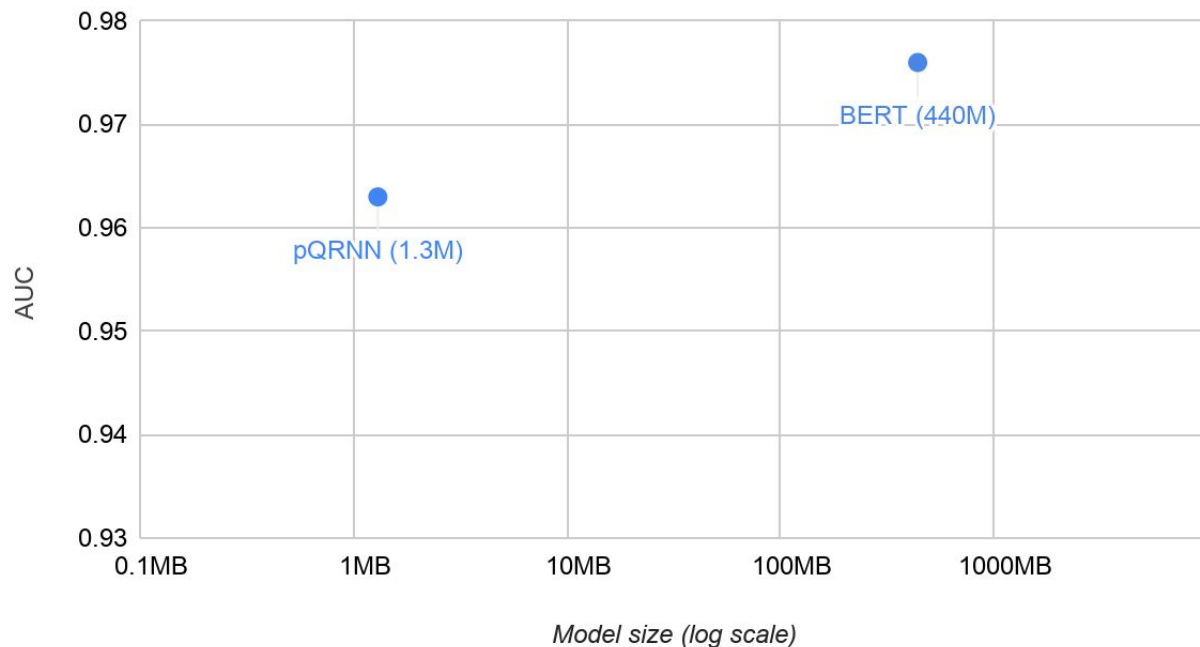
# PRADO + pQRNN

Kaliamoorthi et al., 2019-2020

[www.aclweb.org/anthology/D19-1506/](http://www.aclweb.org/anthology/D19-1506/)

<https://ai.googleblog.com/2020/09/advancing-nlp-with-efficient-projection.html>

Model Comparison



# MobileBERT

- Designed for running on mobile phones with acceptable latency
- Inverted-Bottleneck BERT<sub>LARGE</sub> teacher
- Distilled into a compact MobileBERT student
- As deep as BERT<sub>LARGE</sub>, but narrower
- Task-agnostic compression (task specific fine-tuning performed directly on the compact model)

Sun et al., 2020

[arxiv.org/abs/2004.02984](https://arxiv.org/abs/2004.02984)

# MobileBERT

Sun et al., 2020

[arxiv.org/abs/2004.02984](https://arxiv.org/abs/2004.02984)

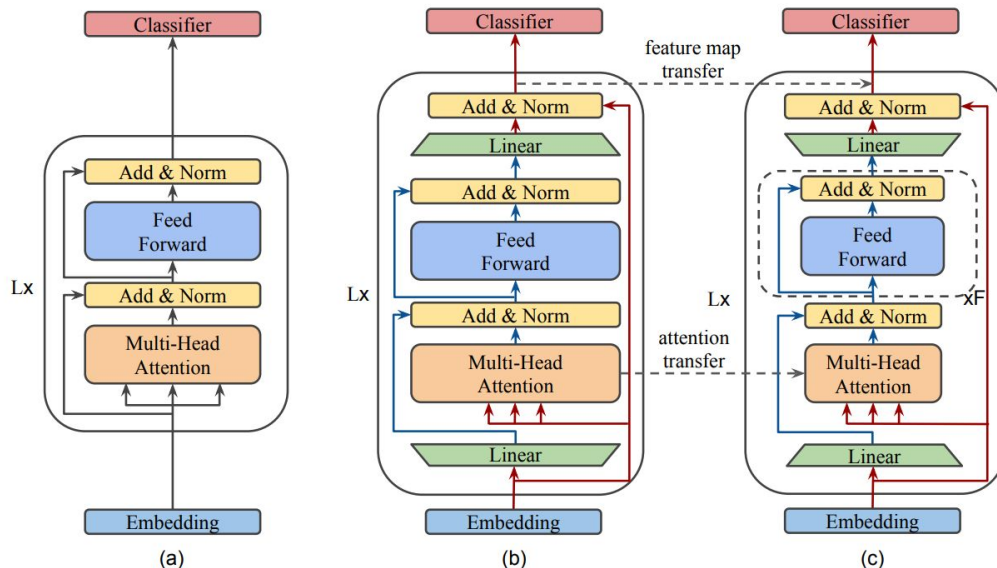


Figure 1: Illustration of three models: (a) BERT; (b) Inverted-Bottleneck BERT (IB-BERT); and (c) MobileBERT. In (b) and (c), **red lines** denote **inter-block flows** while **blue lines** **intra-block flows**. MobileBERT is trained by layer-to-layer imitating IB-BERT.

# MobileBERT

Sun et al., 2020

[arxiv.org/abs/2004.02984](https://arxiv.org/abs/2004.02984)

			BERT <sub>LARGE</sub>	MobileBERT	MobileBERT <sub>TINY</sub>
embedding		$h_{\text{embedding}}$	1024	128	
			no-op	3-convolution	
		$h_{\text{inter}}$	1024	512	
body	Linear	$h_{\text{input}}$ $h_{\text{output}}$	$\left[ \begin{pmatrix} 1024 \\ 16 \\ 1024 \\ 1024 \\ 4096 \\ 1024 \end{pmatrix} \right] \times 24$	$\left[ \begin{pmatrix} 512 \\ 128 \\ 512 \\ 4 \\ 128 \\ 128 \\ 512 \\ 128 \\ 128 \\ 512 \end{pmatrix} \right] \times 4 \times 24$	$\left[ \begin{pmatrix} 512 \\ 128 \\ 128 \\ 4 \\ 128 \\ 128 \\ 512 \\ 128 \\ 128 \\ 512 \end{pmatrix} \right] \times 2 \times 24$
	MHA	$h_{\text{input}}$ #Head $h_{\text{output}}$			
	FFN	$h_{\text{input}}$ $h_{\text{FFN}}$ $h_{\text{output}}$			
	Linear	$h_{\text{input}}$ $h_{\text{output}}$			
	#Params		334M	25.3M	15.1M

# MobileBERT

- 4.3x smaller, 5.5x faster than BERT<sub>BASE</sub>
- 77.7 GLUE score ~ BERT<sub>BASE</sub>
- 90.0/79.2 SQuAD v1.1/v2.0 F1 ~ BERT<sub>BASE</sub>
- 62 ms latency on a Pixel 4 phone

	#Params	#FLOPS	Latency	CoLA	SST-2	MRPC	STS-B	QQP	MNLI-m/mm	QNLI	RTE	GLUE
				8.5k	67k	3.7k	5.7k	364k	393k	108k	2.5k	
BERT <sub>BASE</sub>	109M	22.5B	342 ms	<b>52.1</b>	<b>93.5</b>	<b>88.9</b>	<b>85.8</b>	71.2	<b>84.6/83.4</b>	90.5	66.4	78.3
MobileBERT <sub>TINY</sub>	15.1M	3.1B	40 ms	46.7	91.7	87.9	80.1	68.9	81.5/81.6	89.5	65.1	75.8
MobileBERT	25.3M	5.7B	62 ms	50.5	92.8	88.8	84.4	70.2	83.3/82.6	90.6	66.2	77.7
MobileBERT w/o OPT	25.3M	5.7B	192 ms	51.1	92.6	88.8	84.8	70.5	84.3/83.4	<b>91.6</b>	<b>70.4</b>	<b>78.5</b>

Sun et al., 2020

[arxiv.org/abs/2004.02984](https://arxiv.org/abs/2004.02984)

# Lite Transformer with Long-Short Range Attention

Wu et al., 2020

[arxiv.org/abs/2004.11886](https://arxiv.org/abs/2004.11886)

- Long-Short Range Attention (LSRA)
  - Local context modeling by convolution
  - Long distance modeling by attention
- 2.5× reduced computation vs Transformer base
- 18.2× smaller with pruning and quantization
- 0.5 higher BLUE compared to Evolved Transformer, without the 250 GPU-year NAS cost.



# MicroNet for Efficient Language Modeling

Yan et al., 2020

[arxiv.org/abs/2005.07877](https://arxiv.org/abs/2005.07877)

NeurIPS 2019 MicroNet Challenge<sup>1</sup>

Language modeling track: train efficient word-level language models on the Wikitext-103 Dataset<sup>2</sup> (word-level perplexity < 35)

Score = Normalized Parameter Storage +  
Normalized Math Operations

(Normalized by LSTM Rae et al, 2018 [arxiv.org/abs/1803.10049](https://arxiv.org/abs/1803.10049))

<sup>1</sup>Gale et al 2019, [micronet-challenge.github.io](https://micronet-challenge.github.io)

<sup>2</sup>Merity et al 2016, [arxiv.org/abs/1609.07843](https://arxiv.org/abs/1609.07843)

# MicroNet for Efficient Language Modeling

Yan et al., 2020

[arxiv.org/abs/2005.07877](https://arxiv.org/abs/2005.07877)

- Core Language Model
  - Transformer-XL
  - Short Context Group Joint Optimization
  - Adaptive Embedding and Softmax
  - Hebbian Updates
- Compression Techniques
  - Knowledge Distillation
  - Pruning
  - Quantization

# MicroNet for Efficient Language Modeling

Yan et al., 2020

[arxiv.org/abs/2005.07877](https://arxiv.org/abs/2005.07877)

- 90-fold reduction in parameter size and a 36-fold reduction in math operations compared to the MicroNet baseline

# Hardware-Aware Transformers

- Neural Architecture Search
  - Train a *SuperTransformer* to cover a large space
  - Evolutionary search with hardware latency constraint to find a specialized *SubTransformer*
- Speed up and smaller size over baseline Transformer, and low search cost

Wang et al., 2020

[arxiv.org/abs/2005.14187](https://arxiv.org/abs/2005.14187)

# Hardware-Aware Transformers

Wang et al., 2020

[arxiv.org/abs/2005.14187](https://arxiv.org/abs/2005.14187)

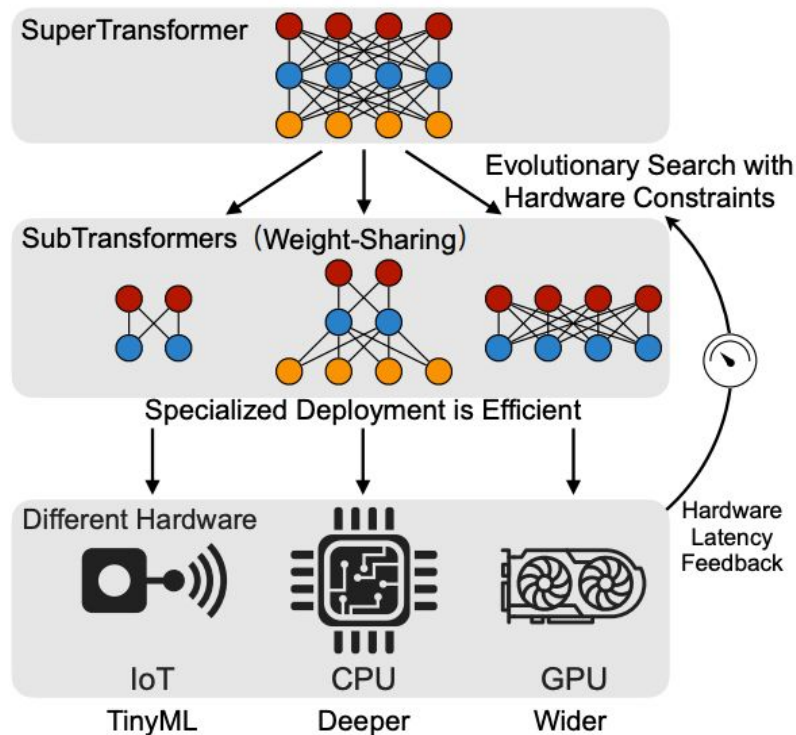


Figure 1: Framework for searching Hardware-Aware Transformers. We first train a SuperTransformer that contains numerous sub-networks, then conduct an evolutionary search with hardware latency feedback to find one **specialized** SubTransformer for each hardware.

# Hardware-Aware Transformers

Wang et al., 2020

[arxiv.org/abs/2005.14187](https://arxiv.org/abs/2005.14187)

## *SubTransformer* search

- Evolutionary search
- Find a satisfactory SubTransformer given a latency requirement
- Latency predictor trained for offline latency estimation (fast and accurate)

# Hardware-Aware Transformers

WMT'14 results on Raspberry Pi-4:

- 3× speedup, 3.7× smaller size over baseline Transformer
- 2.7× speedup, 3.6× smaller size over Evolved Transformer with 12,041× less search cost

Wang et al., 2020

[arxiv.org/abs/2005.14187](https://arxiv.org/abs/2005.14187)

# SqueezeBERT

- Replace several operations in self-attention layers with grouped convolutions
- Much faster inference on mobile devices

landola et al., 2020

[arxiv.org/abs/2006.11316](https://arxiv.org/abs/2006.11316)



# SqueezeBERT

landola et al., 2020

[arxiv.org/abs/2006.11316](https://arxiv.org/abs/2006.11316)

- Previous takeaways from CV into NLP (already adopted in MobileBERT)
  - Bottleneck layers
  - High-information flow residual connections
- New contributions from CV incorporated into SqueezeBERT's self-attention
  - Convolutions
  - Grouped convolutions

# SqueezeBERT

- Results
  - 4.3x faster than BERT-base (while MobileBERT is reported as 3.0x faster than BERT-base) on a Pixel 3 phone.
  - GLUE score 76.9 (vs 79.0 for BERT-base)

landola et al., 2020

[arxiv.org/abs/2006.11316](https://arxiv.org/abs/2006.11316)

# DeLighT: Very Deep and Light-weight Transformer

Mehta et al., 2020

[arxiv.org/abs/2008.00623](https://arxiv.org/abs/2008.00623)

- More efficient parameter allocation within and across Transformer blocks
- Similar performance with substantially fewer parameters compared to baseline transformers.

# DeLighT: Very Deep and Light-weight Transformer

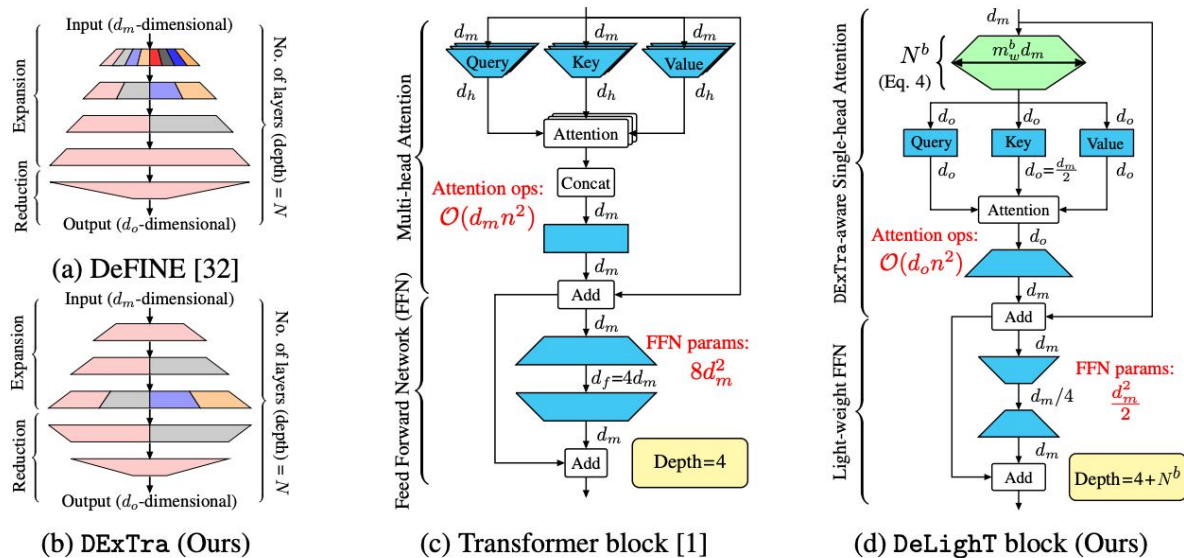


Figure 1: **(a, b)** compares the DeFINE unit with DEXTra. Compared to the DeFINE unit, DEXTra uses group linear transformations with more groups to learn wider representations with fewer parameters. Different colors are used to show groups in group linear transformations. For simplicity, we have not shown feature shuffling in (b). **(c, d)** Block-wise comparison between the standard transformer block and the DeLighT block. With DEXTra, the number of operations in computing attention are reduced by half while the number of parameters (and operations) in the FFN are reduced by  $16\times$ . Layers with learnable parameters ( **Linear** and **DEXTra** ) are shown in color. The shape of linear layers indicate their operation (expansion, reduction, etc.).

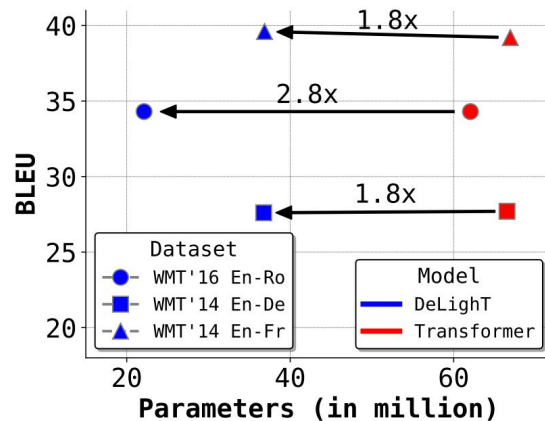
Mehta et al., 2020

[arxiv.org/abs/2008.00623](https://arxiv.org/abs/2008.00623)

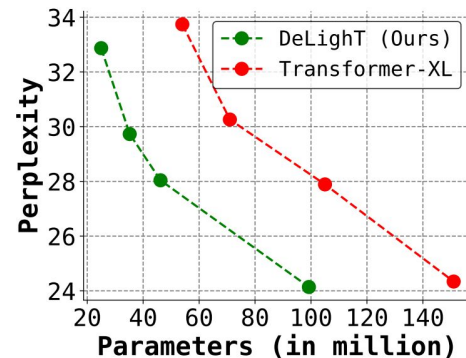
# DeLighT: Very Deep and Light-weight Transformer

Mehta et al., 2020

[arxiv.org/abs/2008.00623](https://arxiv.org/abs/2008.00623)



(b) DeLighT vs. Transformer-XL



# Retrieval



# Towards more efficient NLP

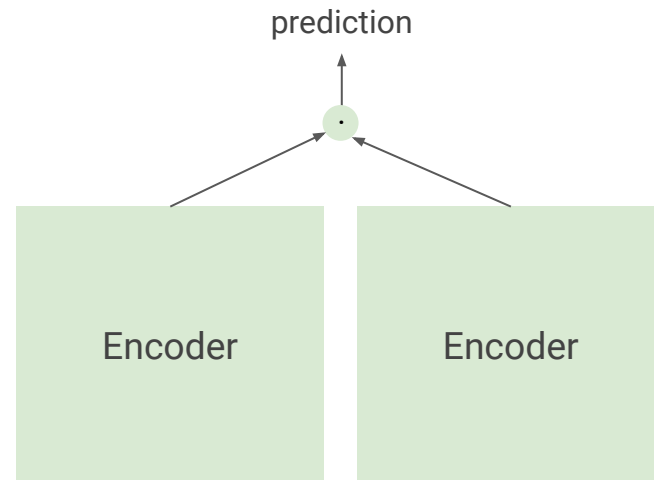
- 1) Core techniques
- 2) Efficient attention

## 3) Case studies

- a) Efficient Language Models

### b) Retrieval

- Sentence Embeddings using Siamese BERT-Networks



# Towards more efficient NLP


- 1) Core techniques
- 2) Efficient attention

## 3) Case studies

a) Efficient Language Models

### b) Retrieval

- Sentence Embeddings using Siamese BERT-Networks
- Generalization through Memorization: Nearest Neighbor Language Models



Source: [unsplash.com](https://unsplash.com)



# Towards more efficient NLP


- 1) Core techniques
- 2) Efficient attention

## 3) Case studies

a) Efficient Language Models

### b) Retrieval

- Sentence Embeddings using Siamese BERT-Networks
- Generalization through Memorization: Nearest Neighbor Language Models
- REALM: Retrieval-Augmented Language Model Pre-Training



Source: [unsplash.com](https://unsplash.com)

# **Sentence-BERT: Sentence Embeddings using Siamese BERT-Networks**

Reimers et al., 2019

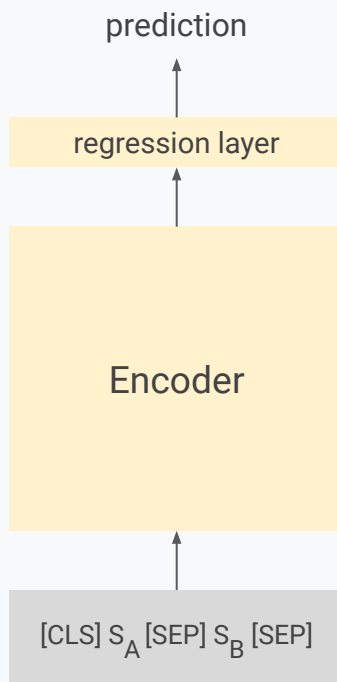
[arxiv.org/abs/1908.10084](https://arxiv.org/abs/1908.10084)

- Cross-attention, single tower models such as BERT have set state-of-the-art results on sentence-pair tasks such as STS.
- For sentence-retrieval tasks, cross-attention model requires expensive re-encoding the entire retrieval corpus.
- Sentence-BERT modifies the pretrained encoder to perform a single inference per input sentence, followed by cheap pairwise comparisons e.g. cosine similarity.

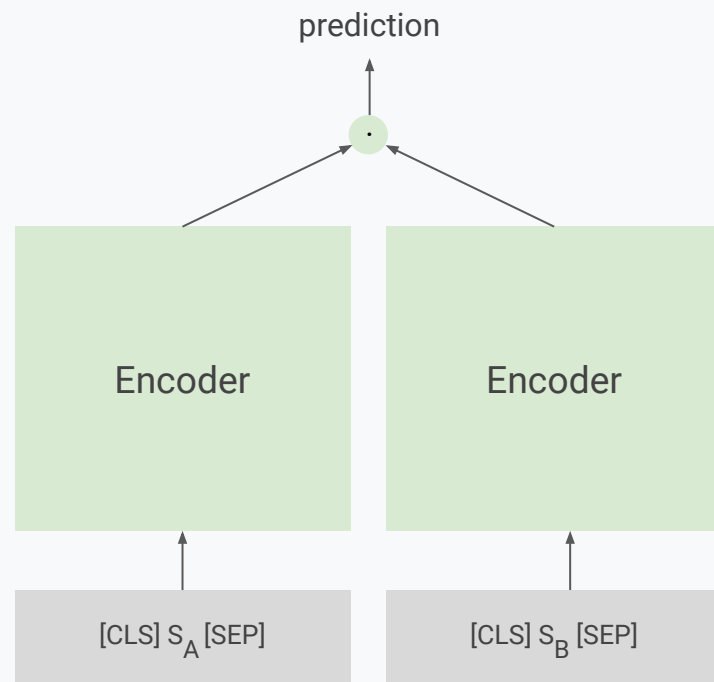
# Sentence-BERT: Sentence Embeddings using Siamese BERT-Networks

Reimers et al., 2019

[arxiv.org/abs/1908.10084](https://arxiv.org/abs/1908.10084)



Cross-attentional  
(Single tower)



Dual-encoder  
(Two tower)

# Sentence-BERT: Sentence Embeddings using Siamese BERT-Networks

Reimers et al., 2019

[arxiv.org/abs/1908.10084](https://arxiv.org/abs/1908.10084)


- Finding the most similar sentence in a collection of 10,000 sentences on a V100 GPU
  - BERT (cross-attention): 65 hours
  - SBERT (dual encoder): 5 seconds
- Can also be combined with Maximum Inner Product Search tools for sublinear scaling
  - <https://github.com/google-research/google-research/tree/master/scann>
  - <https://github.com/facebookresearch/faiss>
  - <https://github.com/spotify/annoy>

# **Generalization through Memorization: Nearest Neighbor Language Models**

Khandelwal et al., 2019

[arxiv.org/abs/1911.00172](https://arxiv.org/abs/1911.00172)

- Introduces kNN-LMs, which extends a pre-trained neural language model (LM) by linearly interpolating it with a k-nearest neighbors (kNN) model.
- Allows for efficiently scaling up to larger training sets and for effective domain adaptation

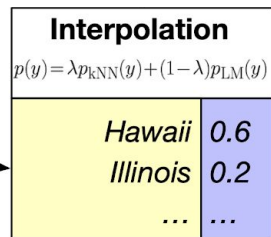
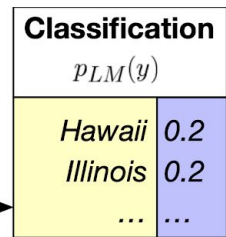

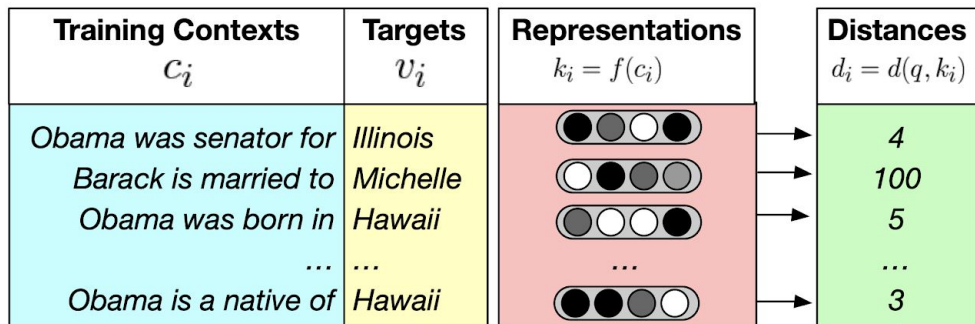
Test Context $x$	Target	Representation $q = f(x)$
Obama's birthplace is	?	

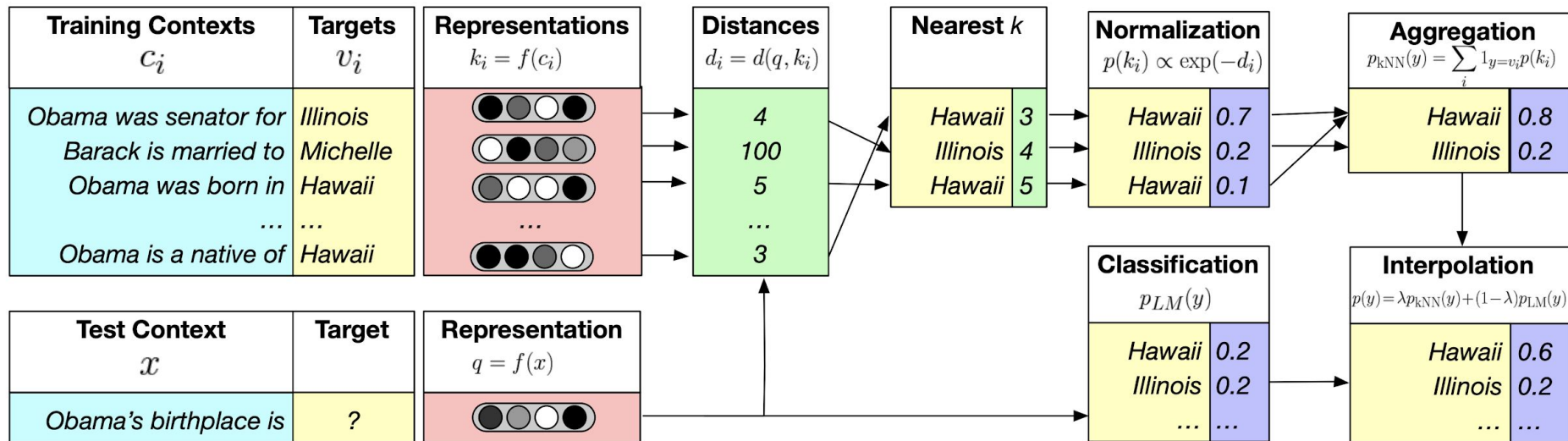


Classification $p_{LM}(y)$	
Hawaii	0.2
Illinois	0.2
...	...



Interpolation $p(y) = \lambda p_{kNN}(y) + (1 - \lambda) p_{LM}(y)$	
Hawaii	0.6
Illinois	0.2
...	...







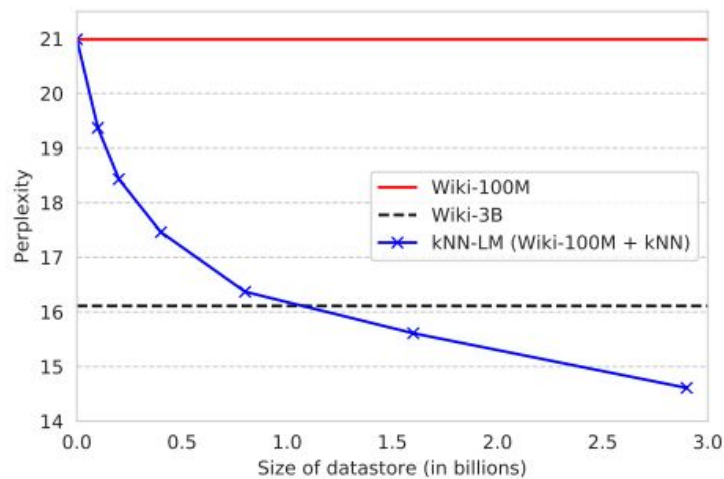
# Generalization through Memorization: Nearest Neighbor Language Models

Khandelwal et al., 2019

[arxiv.org/abs/1911.00172](https://arxiv.org/abs/1911.00172)

Training Data	Datastore	Perplexity ( $\downarrow$ )	
		Dev	Test
WIKI-3B	-	16.11	15.17
WIKI-100M	-	20.99	19.59
WIKI-100M	WIKI-3B	14.61	13.73

Table 3: Experimental results on WIKI-3B. The model trained on 100M tokens is augmented with a datastore that contains about 3B training examples, outperforming the vanilla LM trained on the entire WIKI-3B training set.



(a) Effect of datastore size on perplexities.

# **REALM: Retrieval-Augmented Language Model Pre-Training**

Guu et al., 2020

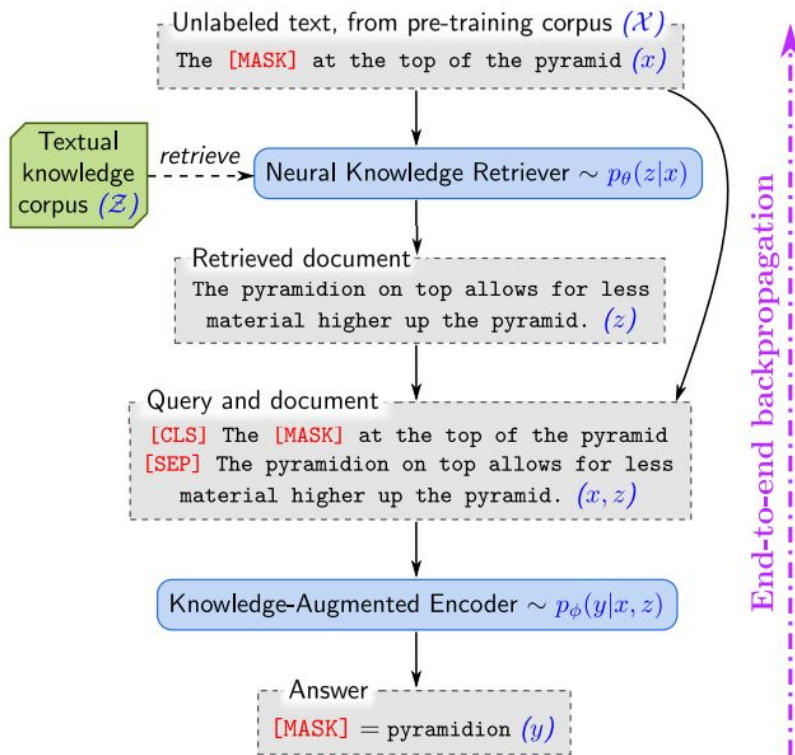
[arxiv.org/abs/2002.08909](https://arxiv.org/abs/2002.08909)

- Language model pre-training can capture world knowledge by storing it implicitly in the network parameters, but storage space is limited by the network size (prompting for ever-larger networks).
- REALM introduces a latent knowledge retriever to augment the language model, and shows for the first time how to pretrain it in an unsupervised manner.

# REALM: Retrieval-Augmented Language Model Pre-Training

Guu et al., 2020

[arxiv.org/abs/2002.08909](https://arxiv.org/abs/2002.08909)



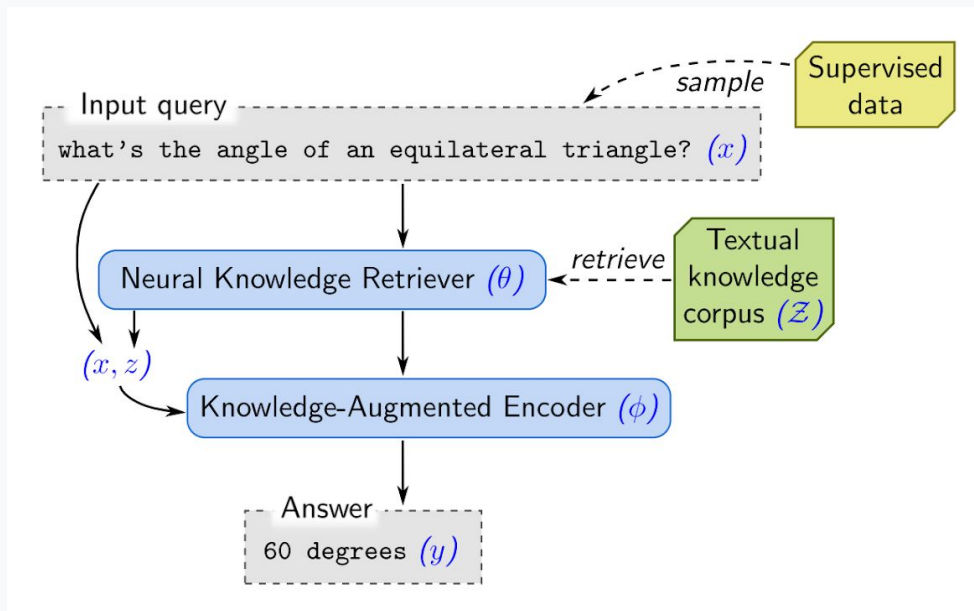
*Figure 1.* REALM augments language model pre-training with a **neural knowledge retriever** that retrieves knowledge from a **textual knowledge corpus**,  $\mathcal{Z}$  (e.g., all of Wikipedia). Signal from the language modeling objective backpropagates all the way through the retriever, which must consider millions of documents in  $\mathcal{Z}$ —a significant computational challenge that we address.

# REALM: Retrieval-Augmented Language Model Pre-Training

Guu et al., 2020

[arxiv.org/abs/2002.08909](https://arxiv.org/abs/2002.08909)

- Fine-tuning for open-domain question answering



# REALM: Retrieval-Augmented Language Model Pre-Training

- State-of-the-art Open-QA, with a relatively small model size (e.g. REALM outperforms T5-11b while being 30 times smaller)

Table 1. Test results on Open-QA benchmarks. The number of train/test examples are shown in parentheses below each benchmark. Predictions are evaluated with exact match against any reference answer. Sparse retrieval denotes methods that use sparse features such as TF-IDF and BM25. Our model, REALM, outperforms all existing systems.

Name	Architectures	Pre-training	NQ (79k/4k)	WQ (3k/2k)	CT (1k /1k)	# params
BERT-Baseline (Lee et al., 2019)	Sparse Retr.+Transformer	BERT	26.5	17.7	21.3	110m
T5 (base) (Roberts et al., 2020)	Transformer Seq2Seq	T5 (Multitask)	27.0	29.1	-	223m
T5 (large) (Roberts et al., 2020)	Transformer Seq2Seq	T5 (Multitask)	29.8	32.2	-	738m
T5 (11b) (Roberts et al., 2020)	Transformer Seq2Seq	T5 (Multitask)	34.5	37.4	-	11318m
DrQA (Chen et al., 2017)	Sparse Retr.+DocReader	N/A	-	20.7	25.7	34m
HardEM (Min et al., 2019a)	Sparse Retr.+Transformer	BERT	28.1	-	-	110m
GraphRetriever (Min et al., 2019b)	GraphRetriever+Transformer	BERT	31.8	31.6	-	110m
PathRetriever (Asai et al., 2019)	PathRetriever+Transformer	MLM	32.6	-	-	110m
ORQA (Lee et al., 2019)	Dense Retr.+Transformer	ICT+BERT	33.3	36.4	30.1	330m
Ours ( $\mathcal{X}$ = Wikipedia, $\mathcal{Z}$ = Wikipedia)	Dense Retr.+Transformer	REALM	39.2	40.2	<b>46.8</b>	330m
Ours ( $\mathcal{X}$ = CC-News, $\mathcal{Z}$ = Wikipedia)	Dense Retr.+Transformer	REALM	<b>40.4</b>	<b>40.7</b>	42.9	330m

Guu et al., 2020

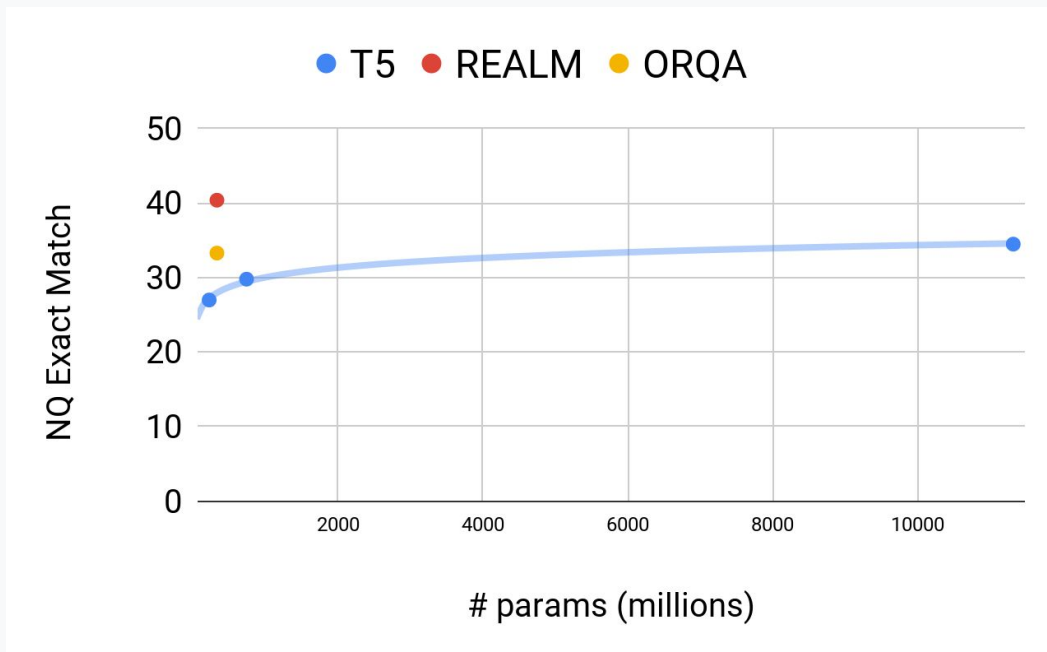
[arxiv.org/abs/2002.08909](https://arxiv.org/abs/2002.08909)

# REALM: Retrieval-Augmented Language Model Pre-Training

Guu et al., 2020


[arxiv.org/abs/2002.08909](https://arxiv.org/abs/2002.08909)

- State-of-the-art Open-QA, with a relatively small model size (e.g. REALM outperforms T5-11b while being 30 times smaller)



06

# Scaling in Practice

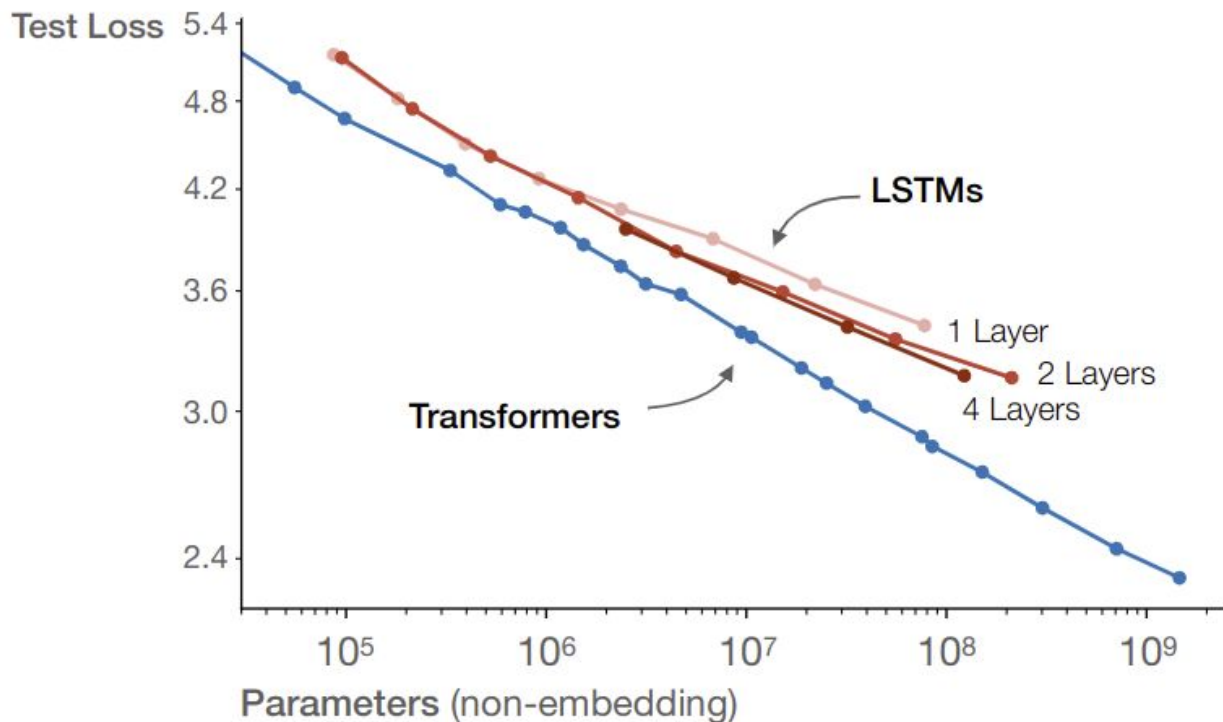


# Why Do We Need Scale?



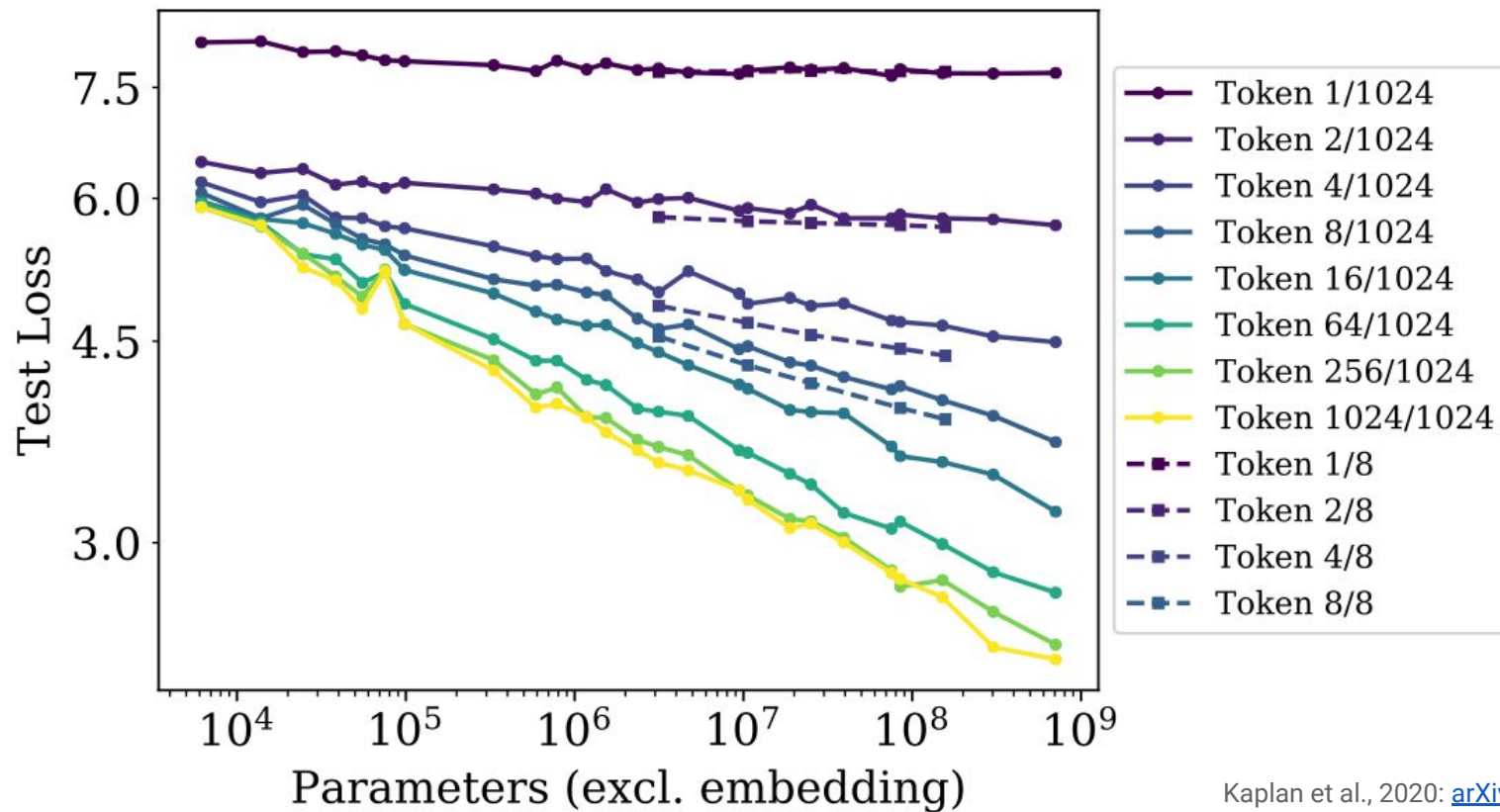
# Scale More Important Than Architecture

**Transformers asymptotically outperform LSTMs**  
due to improved use of long contexts



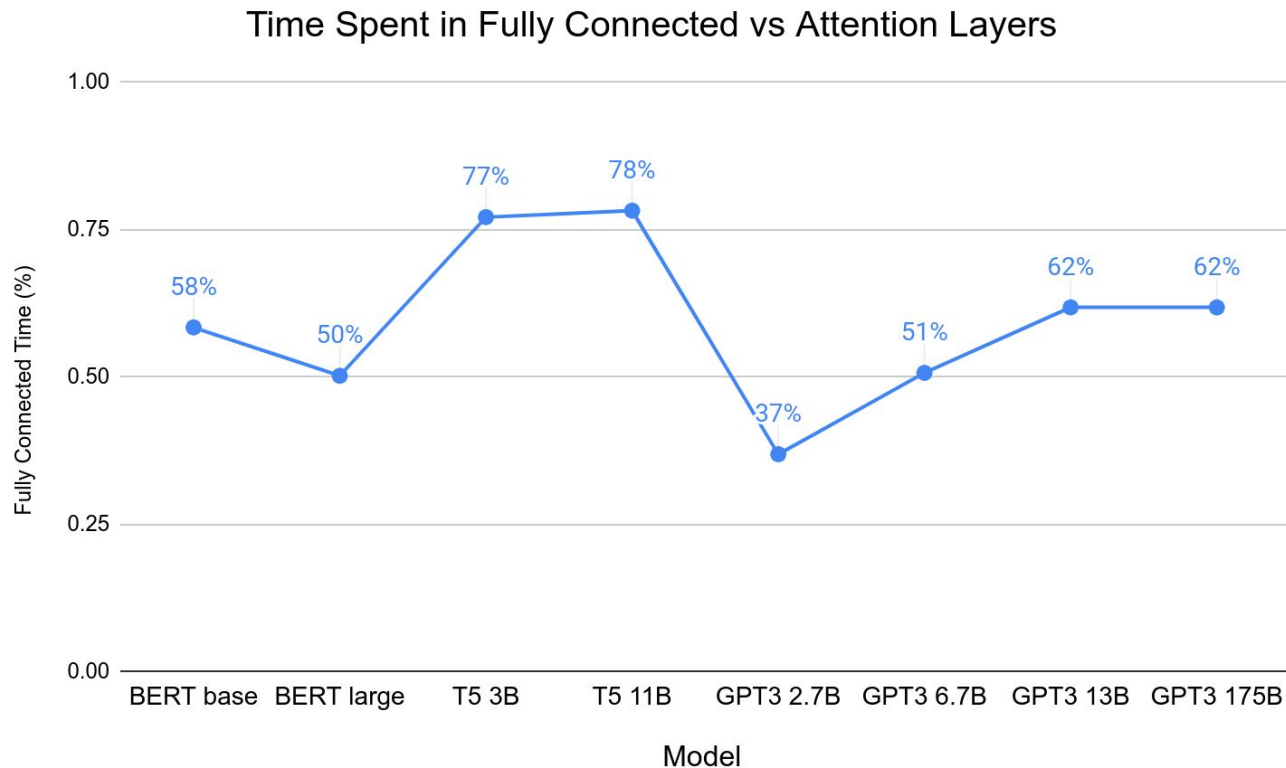
Kaplan et al., 2020: [arXiv](#)

# Attention Size vs Model Size vs Test Loss



Kaplan et al., 2020: [arXiv](#)

# Attention vs Fully Connected Time for Various Transformers



# Conclusions From Measuring Scaling

- Performance increases further and further the more parameters a model has
- Attention is very important for efficiency: Transformers scale better than LSTMs
- Attention has diminishing returns (on general “internet data”)
- Size of data and model are more important than architecture

# Practical Considerations

# Experimental vs Theoretical Perspective

Theoretical:

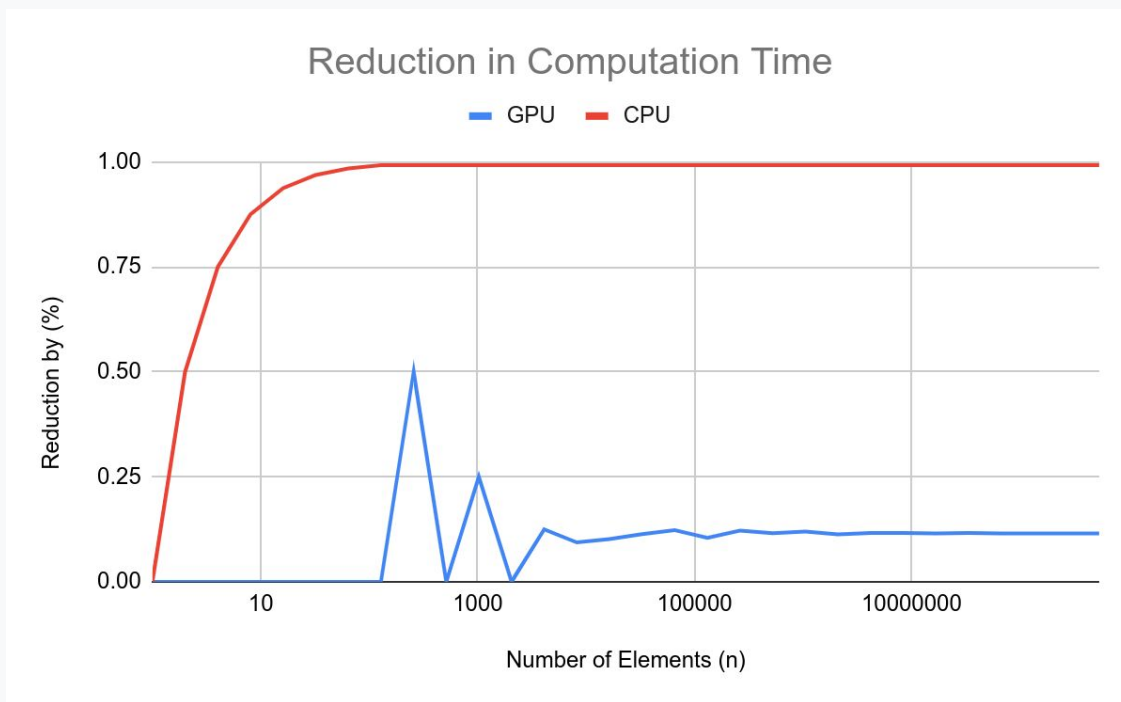
- FLOPS/Operation Complexity/Memory:  $O(n)$  better than  $O(n^2)$ ; 100 FLOPS better than 1000
- (Possibly) Analysis of occupancy, memory access patterns for certain hardware

Experimental:

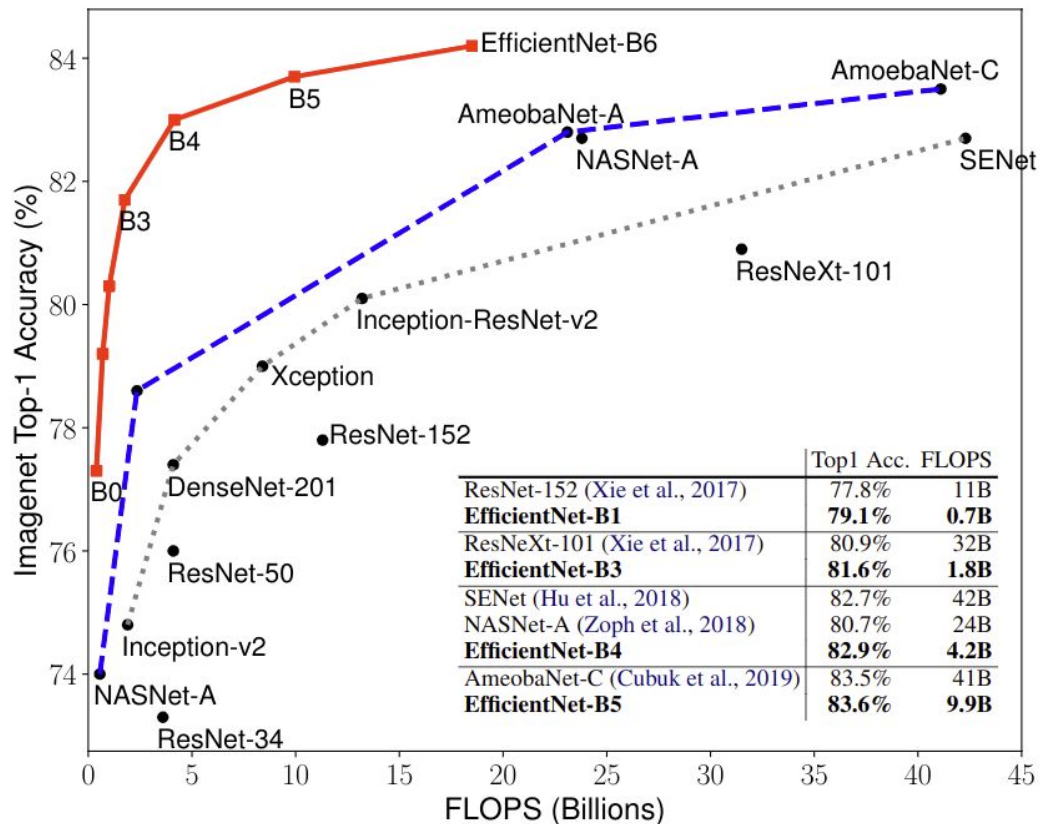
- Three criteria:
  - a. Does it fit into my GPU/TPU/Accelerator?
  - b. Is it faster than other methods?
  - c. Can most people use it (+62% of PhD students)?
- Device oriented walltime/memory: CPU for inference, GPU/TPU for training

## Theory vs Practice

- Algorithm: (1) Divide matrix B into chunks of 128; (2) take the maximum element, set others to zero; (3) perform matrix multiply  $A*B=C$  and skip all zero elements



# Theory vs Practice



Tan & Le, 2019: [arXiv](#)



Jeremy Howard

@jeremypoward

Has anyone seen EfficientNet train faster than resnet50 to the same accuracy? I know the paper says it can be faster for inference, and it has less params, but experiments I've seen for training so far show it train much slower.

e.g. RN50 is 67% for this:



sdoria/EfficientNet

Converting EfficientNet to Pytorch for use with fastai -  
sdoria/EfficientNet

[github.com](#)

6:26 AM · Jun 5, 2019 · Twitter Web App

53 Retweets 230 Likes



Ross Wightman @wightmanr · Jun 5, 2019

Replying to @jeremypoward

All of the models in this family (MNASNet, FBNet, MobileNet-v3, EfficientNet) are pretty challenging and slow to train to spec'd accuracy. Epoch wise, finding the right hyper-params/techniques, and GPU memory use... tricks that work with ResNet, etc. also don't work as well here

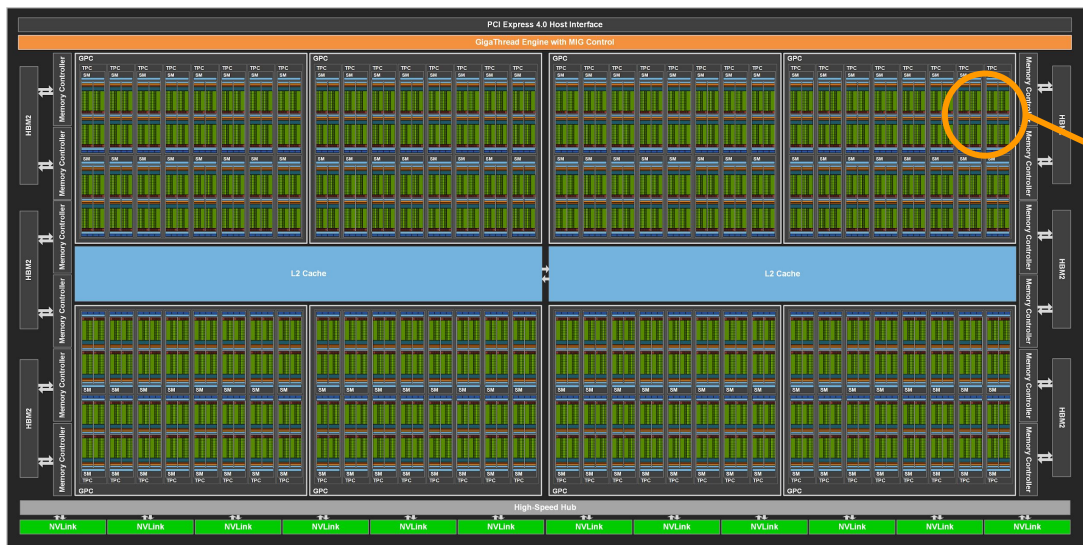
1

2

12

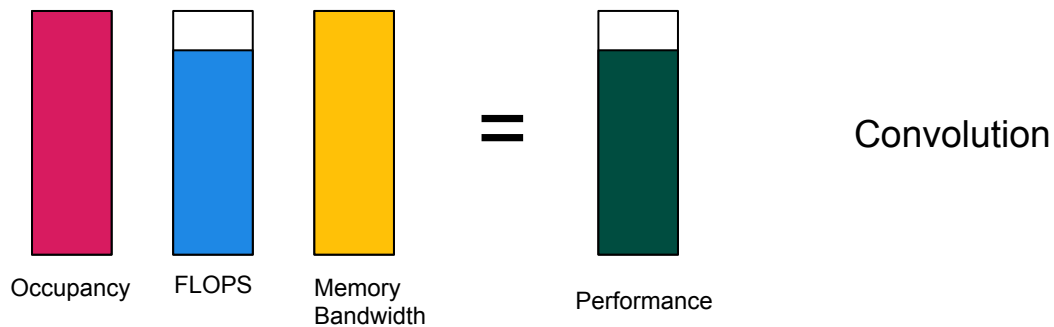
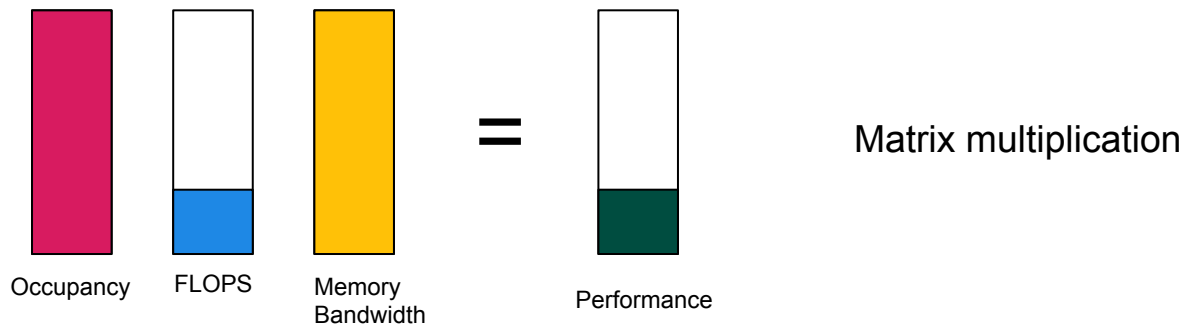


# GPU Architecture

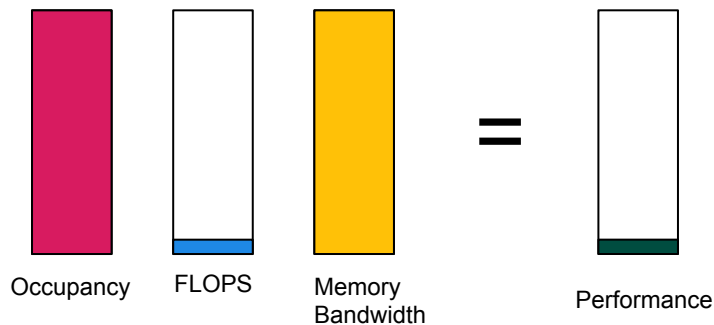


## Ampere Architecture ([NVIDIA](#))

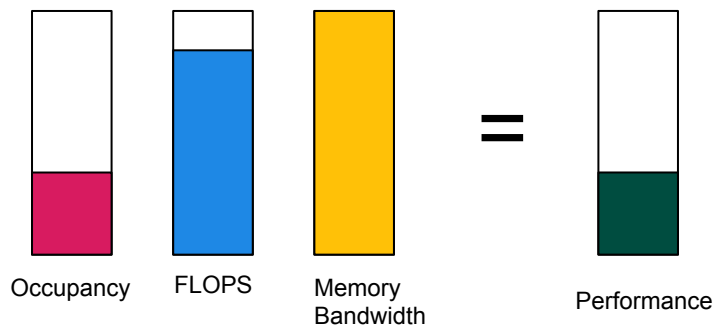
# Occupancy vs Memory Bandwidth vs FLOPS



# Occupancy vs Memory Bandwidth vs FLOPS

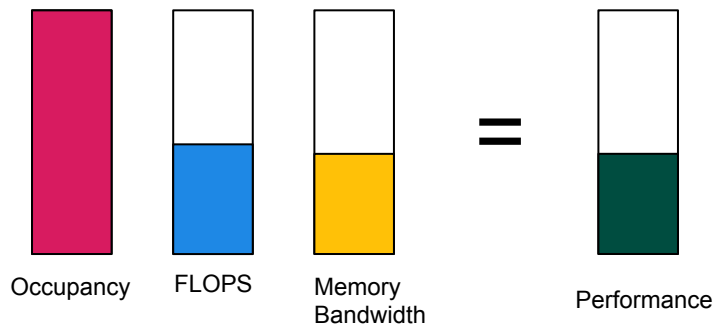


Sparse Matrix multiplication

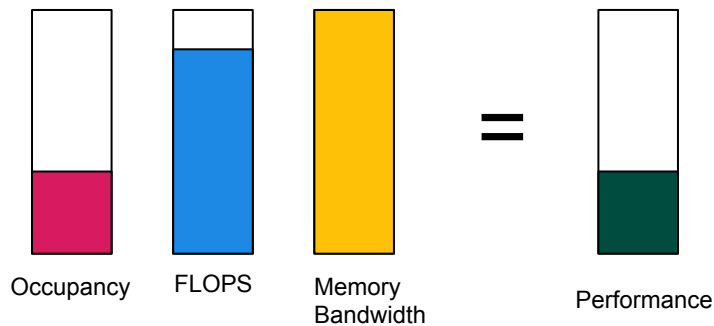


Depthwise Convolution

# Occupancy vs Memory Bandwidth vs FLOPS



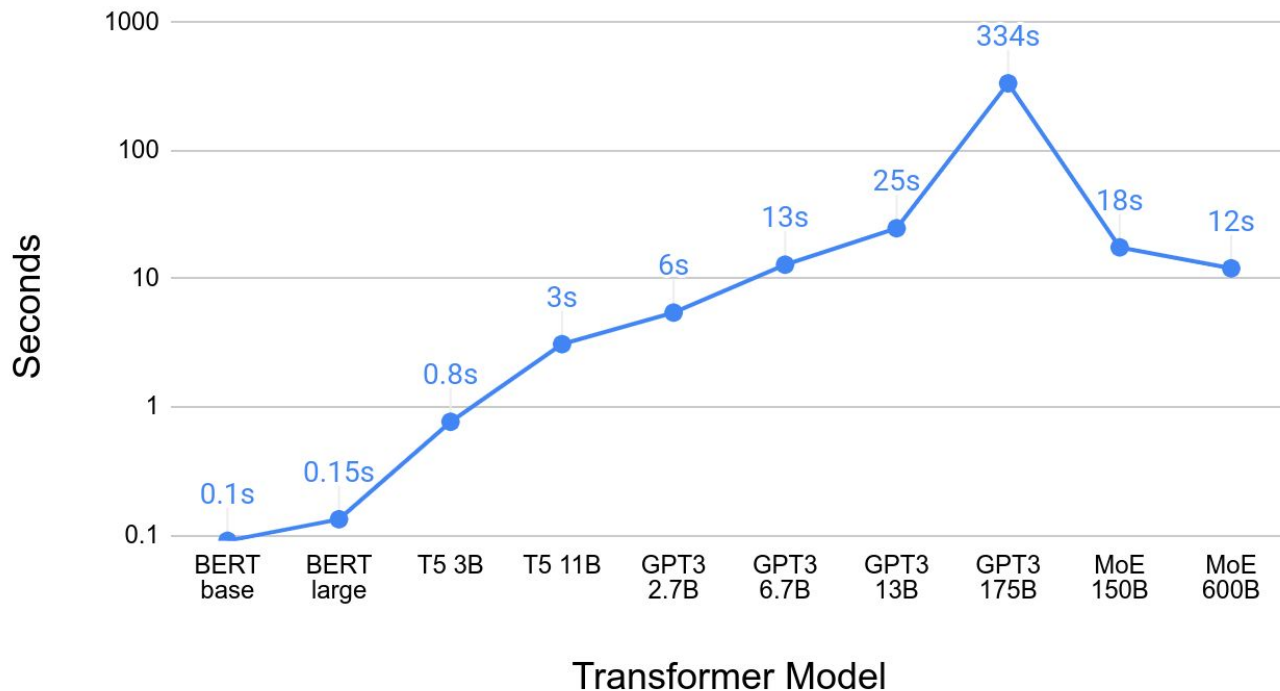
Depthwise Convolution  
(custom implementation)



Depthwise Convolution

# BERT Large vs BERT Base

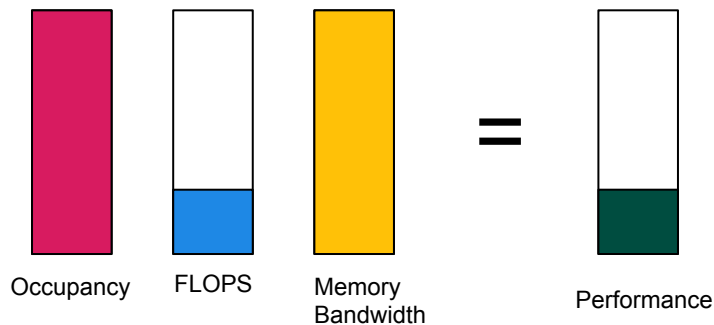
Mini-batch Time in Seconds for Transformer Models (Training)



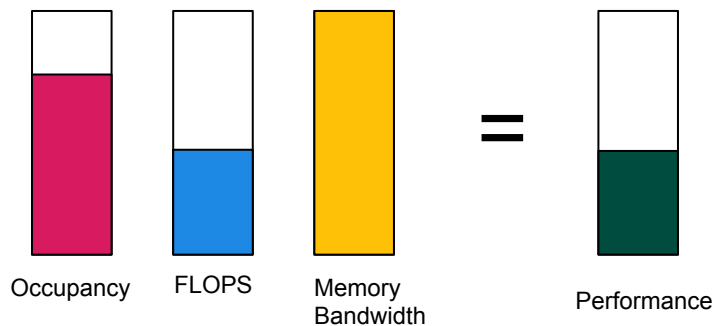
BERT Base is 3.1x smaller than BERT Large but only trains 1.5x faster.

BERT Base is too small to saturate modern GPUs.

# Better Performance at Lower Occupancy



Matrix multiplication



Matrix Multiplication  
(lower occupancy, higher instruction parallelism)

# Conclusion

- Occupancy, and FLOPS/memory bandwidth utilization are important for runtime performance
  - Understanding of hardware needed for performance analysis
  - Even with deep understanding of hardware, it is difficult to analyze performance theoretically
  - Runtime performance of different algorithms can often only be understood if they are run on the actual device
- 
- Conclusion: To estimate deep neural network runtime performance, it is best to run the network and measure its performance directly.

# Memory Optimizations



# Resources: Academia vs Industry




Tim Dettmers  
@Tim\_Dettmers



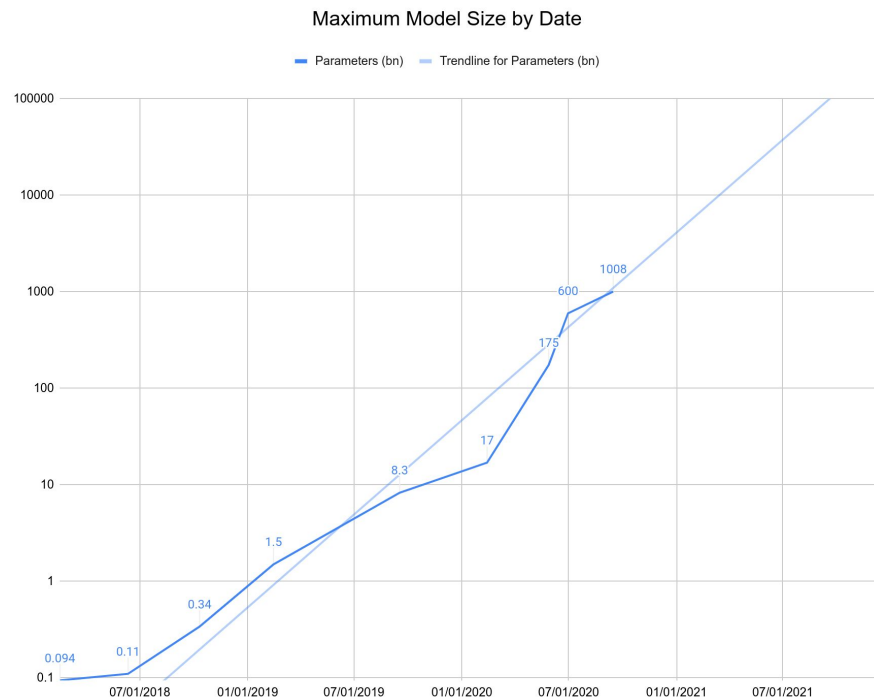
I want to get an accurate picture of GPU resources that PhD students have access to. PhD students, please respond and share with other students.

"What is the largest GPU system that you have access to?"

Please pick option +16 GPU only if your cluster has a +50 Gb/s interconnect



756 votes · Final results



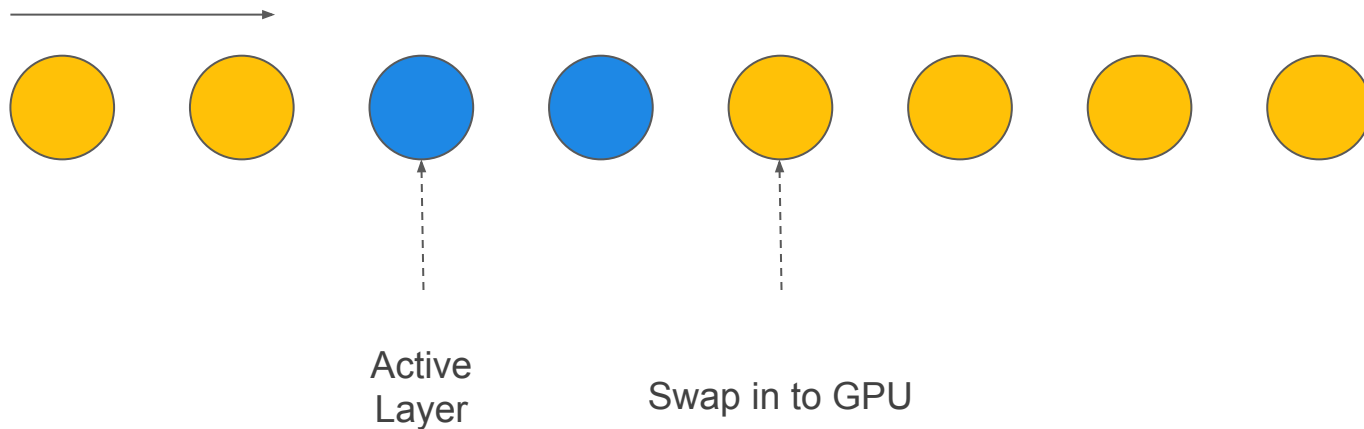
# Memory Optimizations Overview

- Memory Swapping/Memory Paging
- FP16/BF16 training
- Gradient checkpointing
- Gradient accumulation
- Reversible residual connections

# CPU<->GPU Memory Swapping / Paging

- Swap-out activations / weights to CPU once a layer is completed
- Swap-in activations / weights to GPU before a layer is started
- Exact timing of swap-in/swap-out depends on layers size and layer forward/backward time

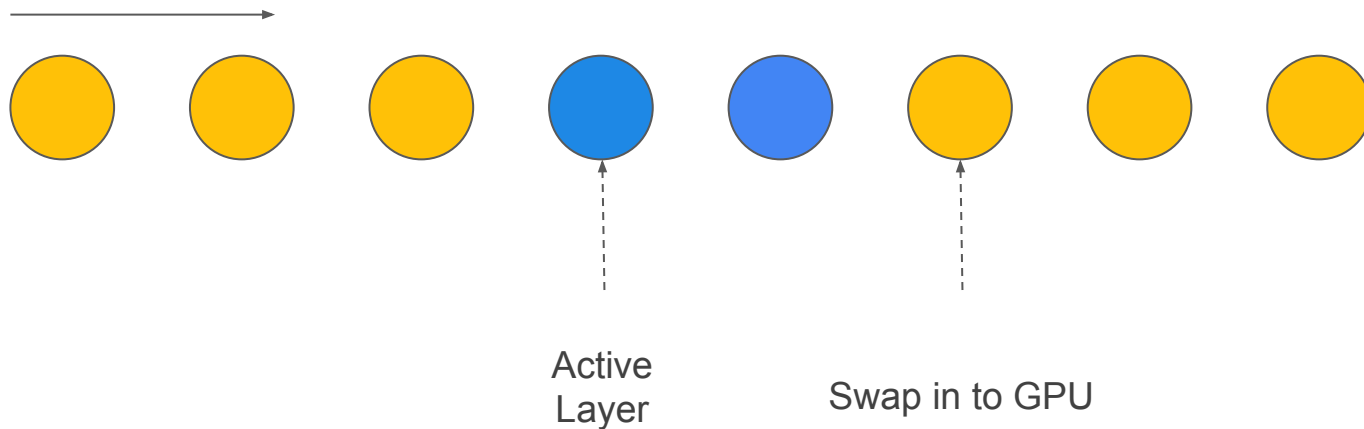
■ CPU ■ GPU



# CPU<->GPU Memory Swapping / Paging

- Swap-out activations / weights to CPU once a layer is completed
- Swap-in activations / weights to GPU before a layer is started
- Exact timing of swap-in/swap-out depends on layers size and layer forward/backward time

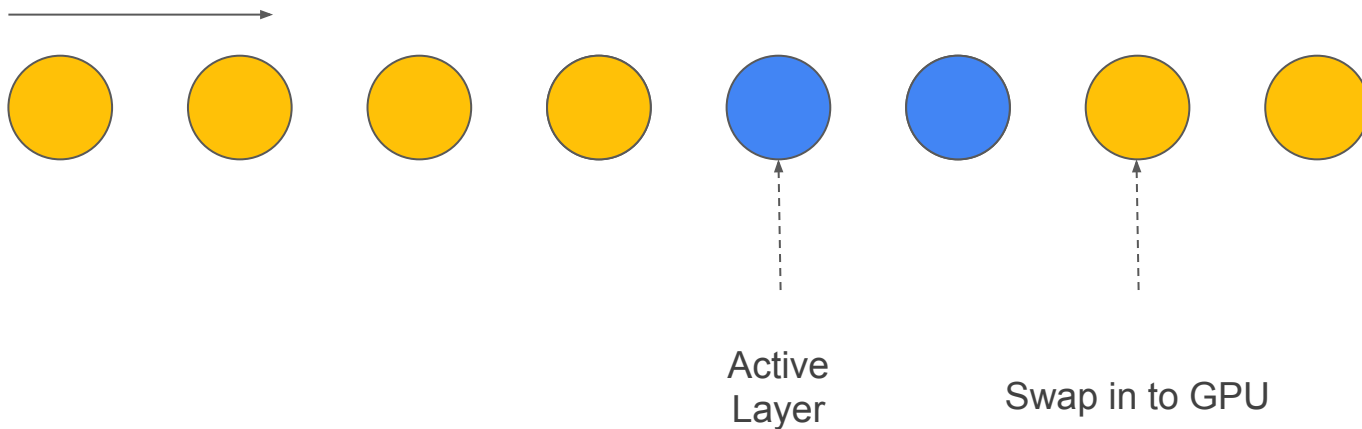
■ CPU ■ GPU



# CPU<->GPU Memory Swapping / Paging

- Swap-out activations / weights to CPU once a layer is completed
- Swap-in activations / weights to GPU before a layer is started
- Exact timing of swap-in/swap-out depends on layers size and layer forward/backward time

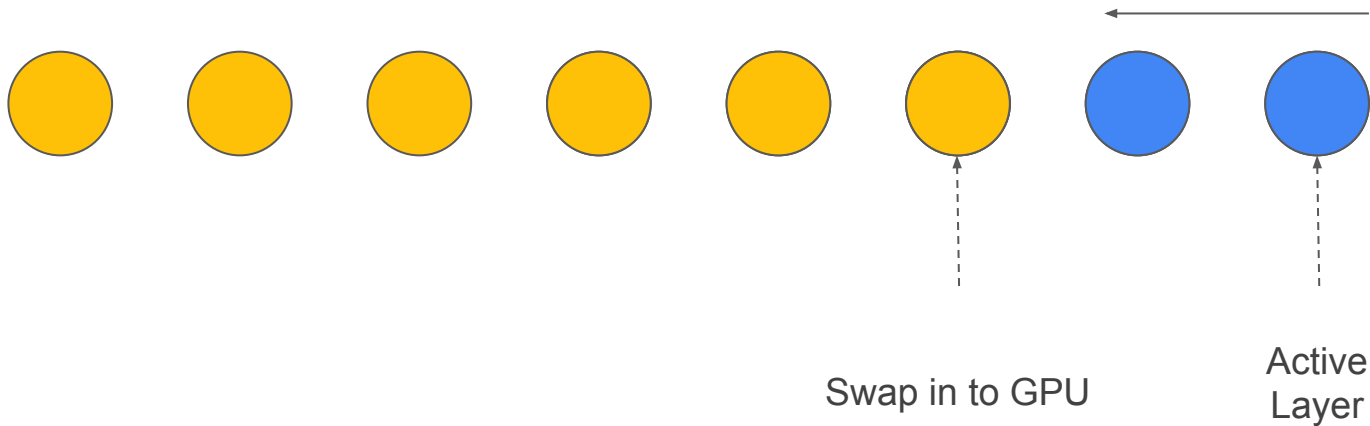
■ CPU ■ GPU



# CPU<->GPU Memory Swapping / Paging

- Swap-out activations / weights to CPU once a layer is completed
- Swap-in activations / weights to GPU before a layer is started
- Exact timing of swap-in/swap-out depends on layers size and layer forward/backward time

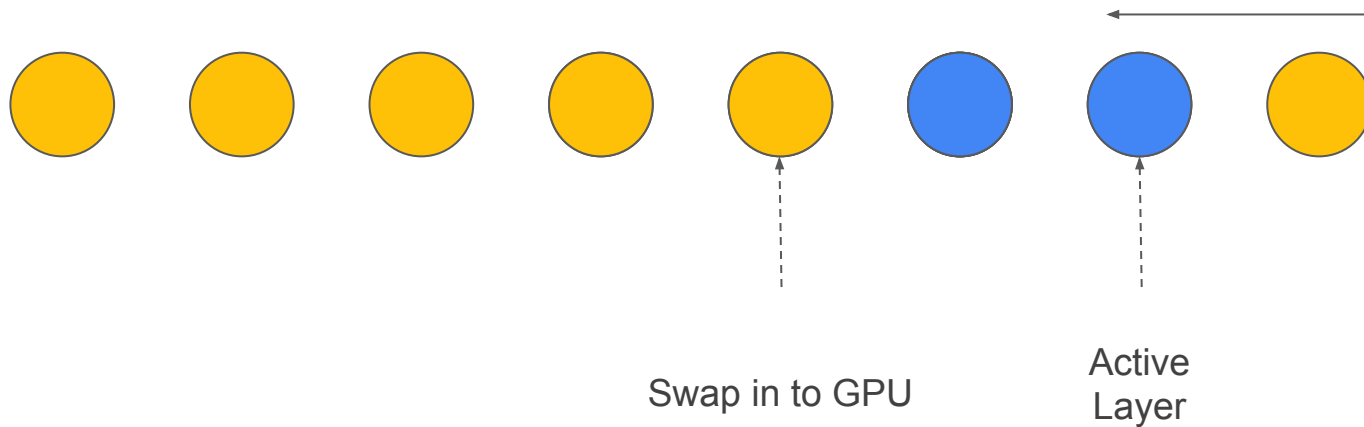
■ CPU ■ GPU



# CPU<->GPU Memory Swapping / Paging

- Swap-out activations / weights to CPU once a layer is completed
- Swap-in activations / weights to GPU before a layer is started
- Exact timing of swap-in/swap-out depends on layers size and layer forward/backward time

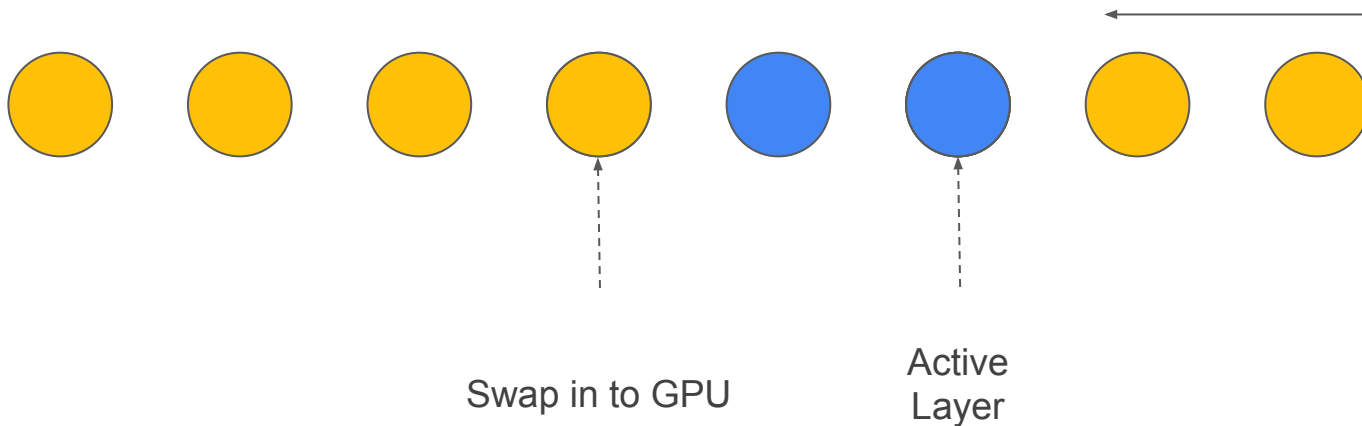
■ CPU ■ GPU



# CPU<->GPU Memory Swapping / Paging

- Swap-out activations / weights to CPU once a layer is completed
- Swap-in activations / weights to GPU before a layer is started
- Exact timing of swap-in/swap-out depends on layers size and layer forward/backward time

■ CPU ■ GPU





# CPU<->GPU Memory Swapping / Paging

- Swap-out activations / weights to CPU once a layer is completed
- Swap-in activations /weights to GPU before a layer is started
- Exact timing of swap-in/swap-out depends on layers size and layer forward/backward time
- Benefits:
  - 60-80% memory reduction
  - Network usually not slower. If it is slower, swap-int layers earlier (less memory reduction)
  - Faster training due to larger batch size for very large models

# Mixed Precision Training (FP16+FP32) / BF16 training

Mixed Precision Training:

- Keep 32-bit master weights
- Do forward pass with 16-bit
- Scale 16-bit loss to prevent under/overflow
- Compute gradients
- Update 32-bit weights; copy 32-bit weights to 16-bit buffers

BrainFloat-16 Training:

- Range: FP16  $\pm 65504$ ; BF16 & FP32  $\pm 3e^{38}$
- Cast everything to BF16
- Train normally (no under/overflow due to larger range)

Benefits:

- Faster training, depending on network about 2x speedup
- Usually save some memory, especially if your activations are large

Micikevicius et al., 2018: [arXiv](#)


# Gradient Checkpointing: Forward

- Do not store activation gradients in the forward pass
- Recompute activation gradients in the backward pass by restarting a forward pass from a checkpoint node

□ Dropped

■ Checkpointed

■ Not Computed Yet




# Gradient Checkpointing: Forward

- Do not store activation gradients in the forward pass
- Recompute activation gradients in the backward pass by restarting a forward pass from a checkpoint node

□ Dropped

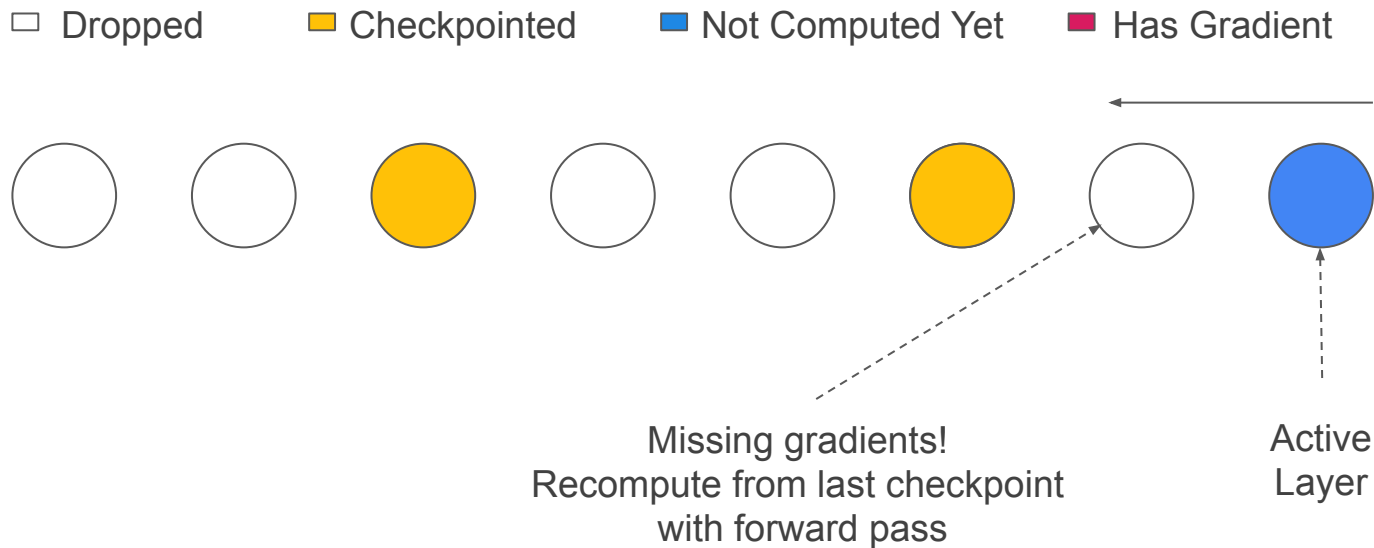
■ Checkpointed

■ Not Computed Yet



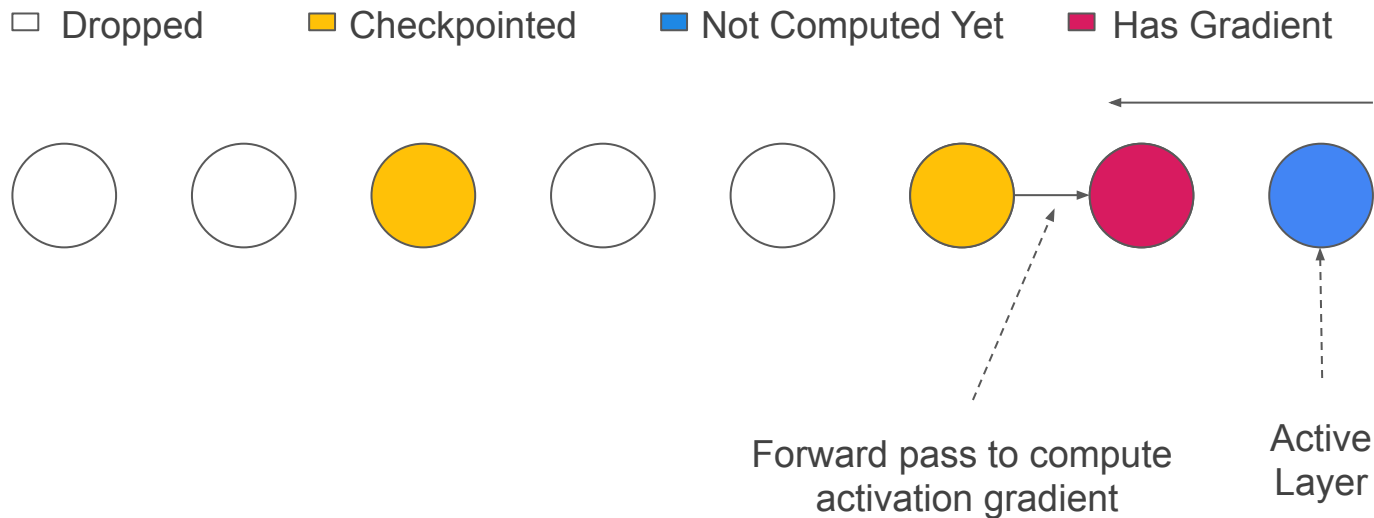
# Gradient Checkpointing: Backward

- Do not store activation gradients in the forward pass
- Recompute activation gradients in the backward pass by restarting a forward pass from a checkpoint node



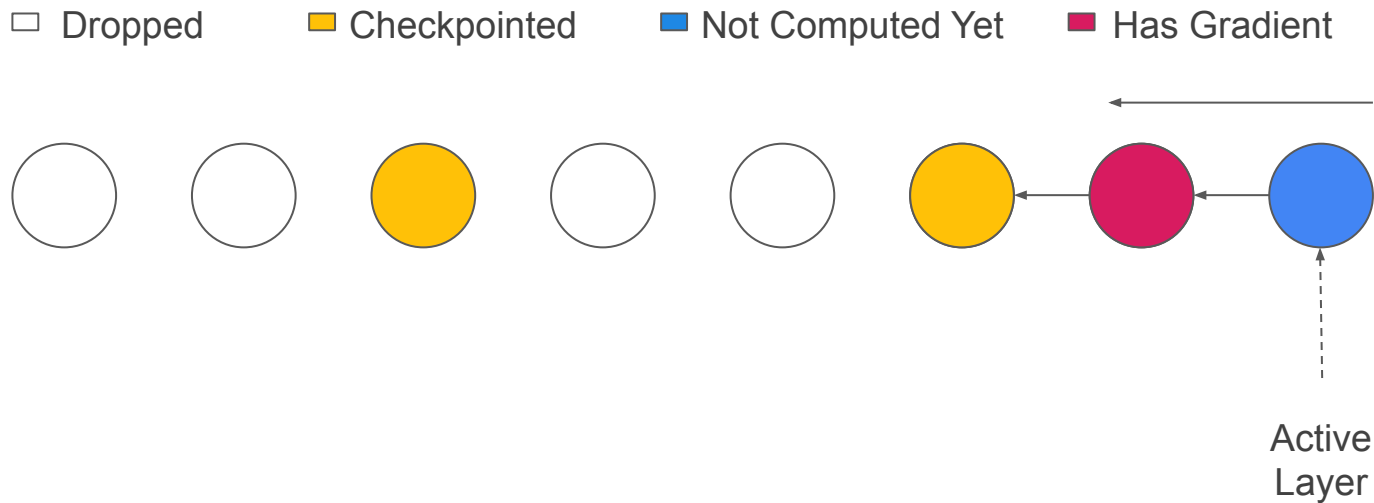
# Gradient Checkpointing: Backward

- Do not store activation gradients in the forward pass
- Recompute activation gradients in the backward pass by restarting a forward pass from a checkpoint node



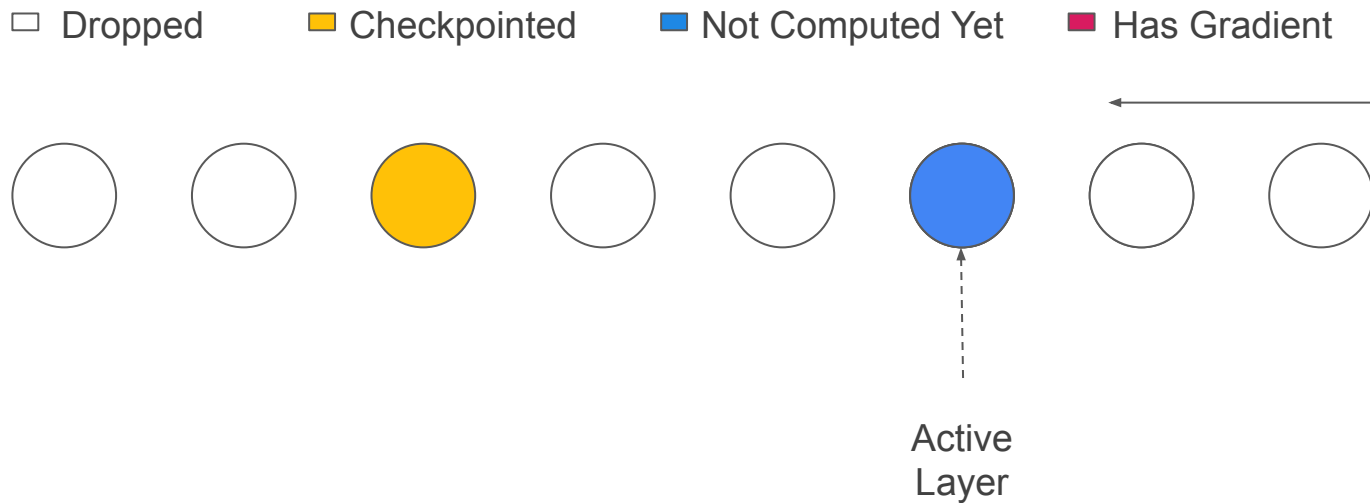
# Gradient Checkpointing: Backward

- Do not store activation gradients in the forward pass
- Recompute activation gradients in the backward pass by restarting a forward pass from a checkpoint node



# Gradient Checkpointing: Backward

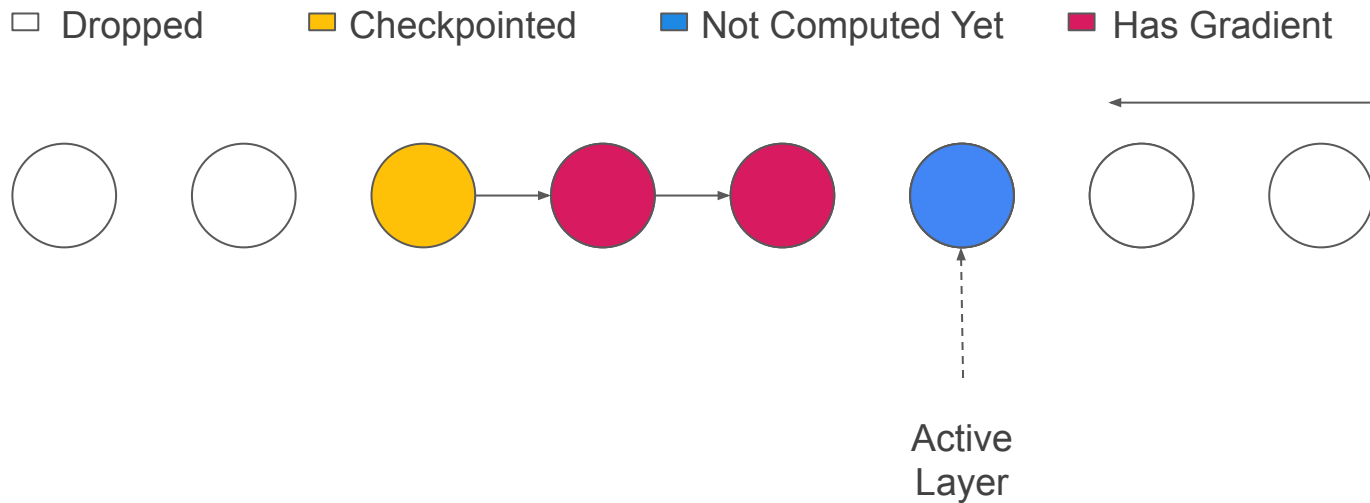
- Do not store activation gradients in the forward pass
- Recompute activation gradients in the backward pass by restarting a forward pass from a checkpoint node





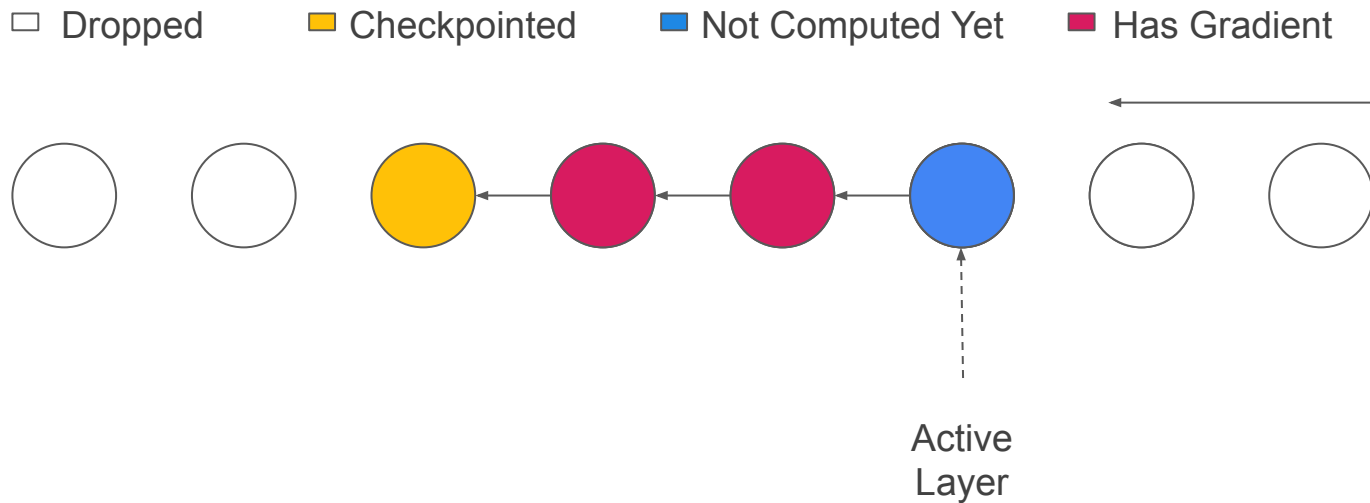
# Gradient Checkpointing: Backward

- Do not store activation gradients in the forward pass
- Recompute activation gradients in the backward pass by restarting a forward pass from a checkpoint node



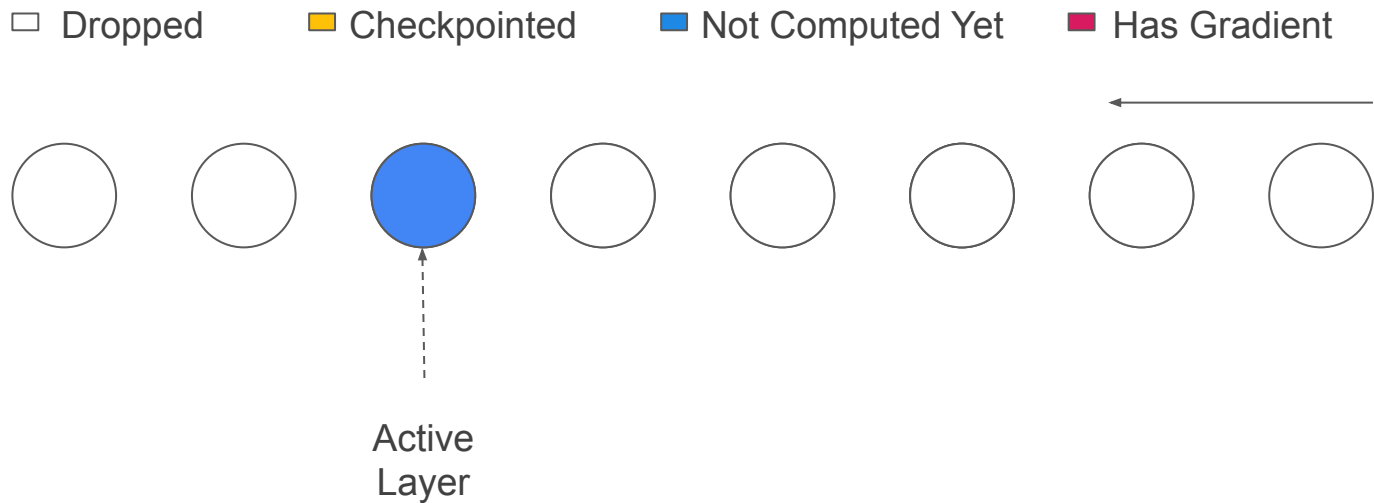
# Gradient Checkpointing: Backward

- Do not store activation gradients in the forward pass
- Recompute activation gradients in the backward pass by restarting a forward pass from a checkpoint node



# Gradient Checkpointing: Backward

- Do not store activation gradients in the forward pass
- Recompute activation gradients in the backward pass by restarting a forward pass from a checkpoint node



# Gradient Checkpointing

## Benefits:

- Trade computation to reduce memory footprint
- Best used for functions that are cheap to compute but have a large activation gradient (ReLU, layer norm, softmax)
- Very beneficial for nonlinear activation functions
- Easy to use in PyTorch ([torch.utils.checkpoint](#)) and TensorFlow 2.0 ([recompute\\_grad](#) (nightly))

# Reversible Residual Connections

- Divide network output and residual connection into two halves. Compound them into a reversible structure:

Forward

$$y_1 = x_1 + \mathcal{F}(x_2)$$

$$y_2 = x_2 + \mathcal{G}(y_1)$$

Backward

$$x_2 = y_2 - \mathcal{G}(y_1)$$

$$x_1 = y_1 - \mathcal{F}(x_2)$$

## Benefits:

- Saves some memory for free (if your framework supports it, e.g. JAX)
- Usually, gradient checkpointing should be preferred:
  - **Can save more memory due to being more general.**
  - **Easy to implement. Supported by major frameworks.**

# Gradient Accumulation

- Split larger mini-batches into “micro-batches”
- Do standard forward/backward passes with micro-batches, but do not update the weights right away (and do not reset the gradient on the weights)
- Accumulate the gradient on the weights for all micro-batches
- Update the weights once enough micro-batches have been computed

## Benefits / Tradeoffs:

- As long as your model runs with batch size 1 you can simulate any batch size
- Easy to implement and can reduce memory footprint significantly
- Slow if micro-batch size is very small
- Can improve data parallel performance significantly (speedups) especially for very large models

# Parallelism



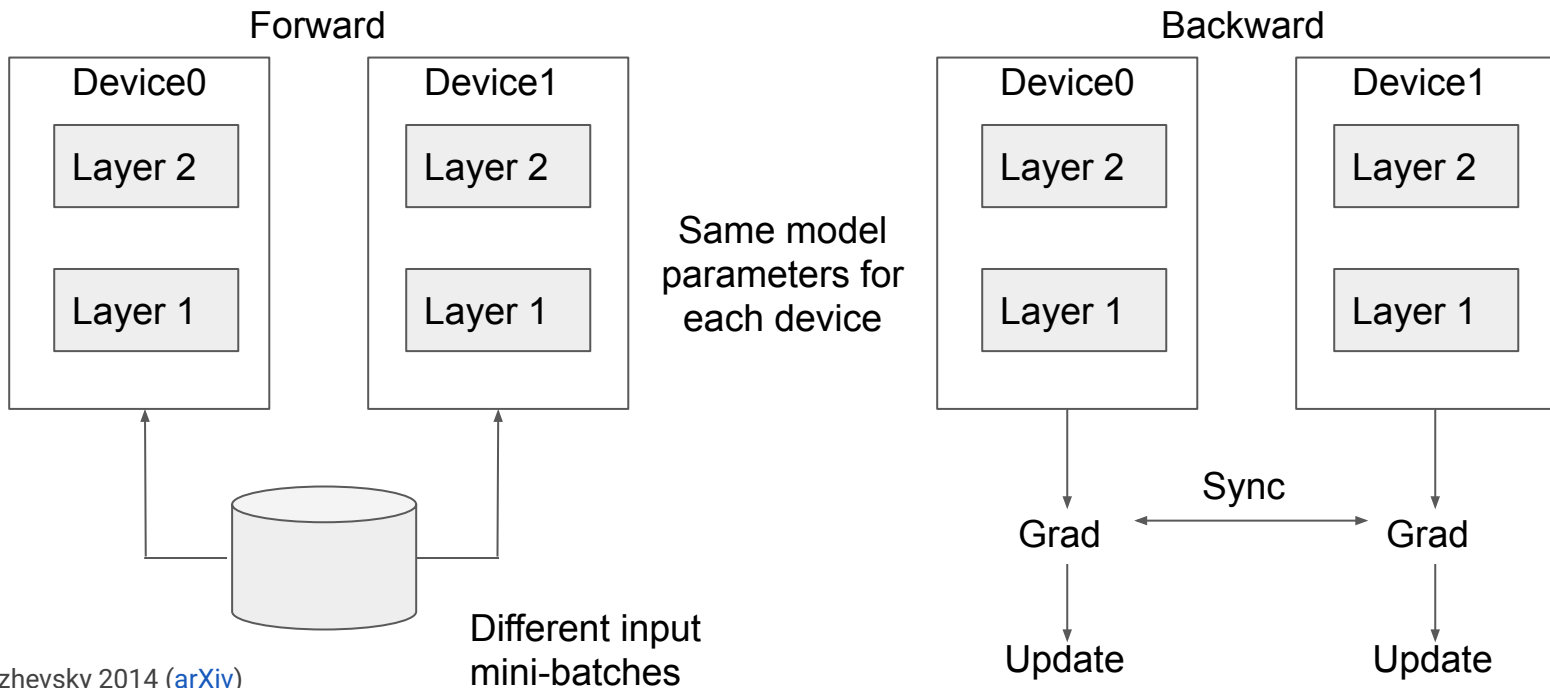
# Parallelism Overview

- Data parallelism
- Model parallelism
- Pipeline parallelism
- ZeRo parallelism optimizations
- 3D parallelism



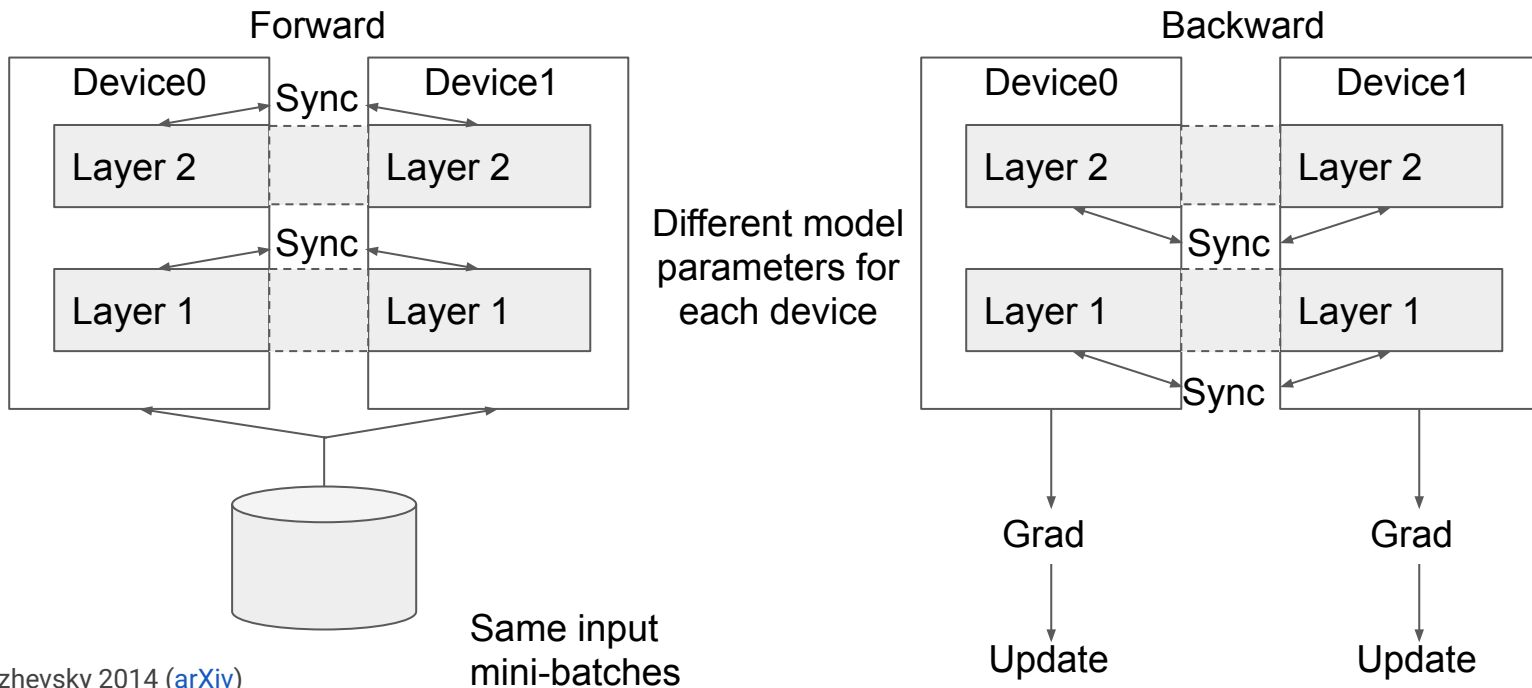
# Data Parallelism

Idea: Keep the same model parameters across multiple accelerators. Feed them different mini-batches and average the gradient across accelerators.



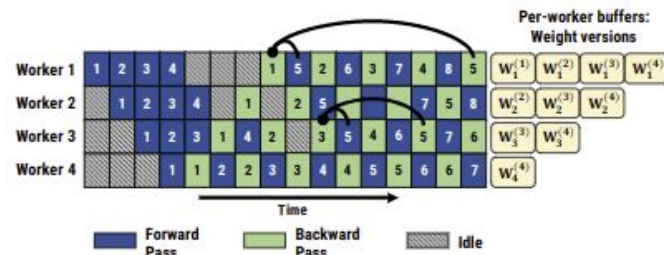
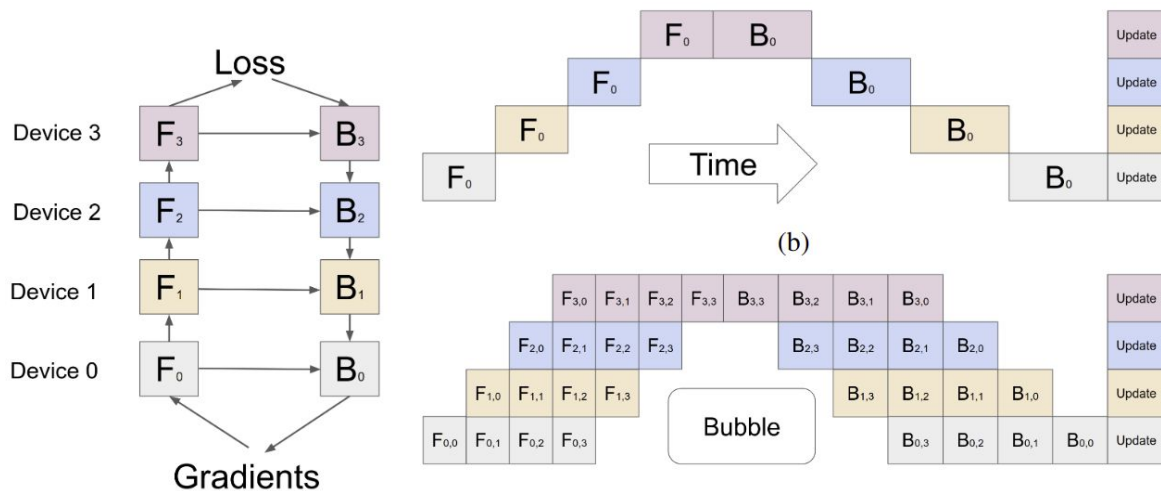
# Model Parallelism

Idea: Keep the same mini-batch across multiple accelerators; split the layers parameters across all devices and synchronize layer outputs after each layer.



# Pipeline Parallelism

Idea: Split network by depth into  $k$  pieces onto  $k$  accelerators. Each accelerator holds  $1/k$ th of layers. Use micro-batches to overlap computation and communication.



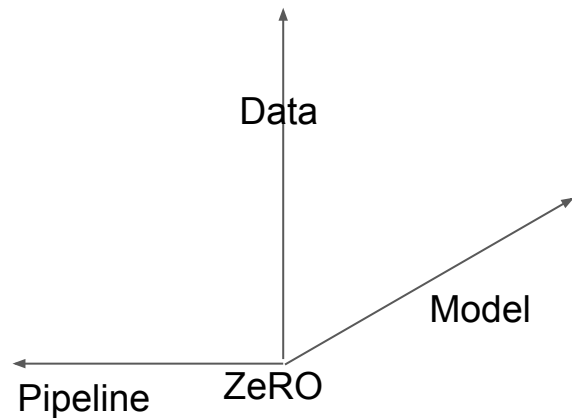
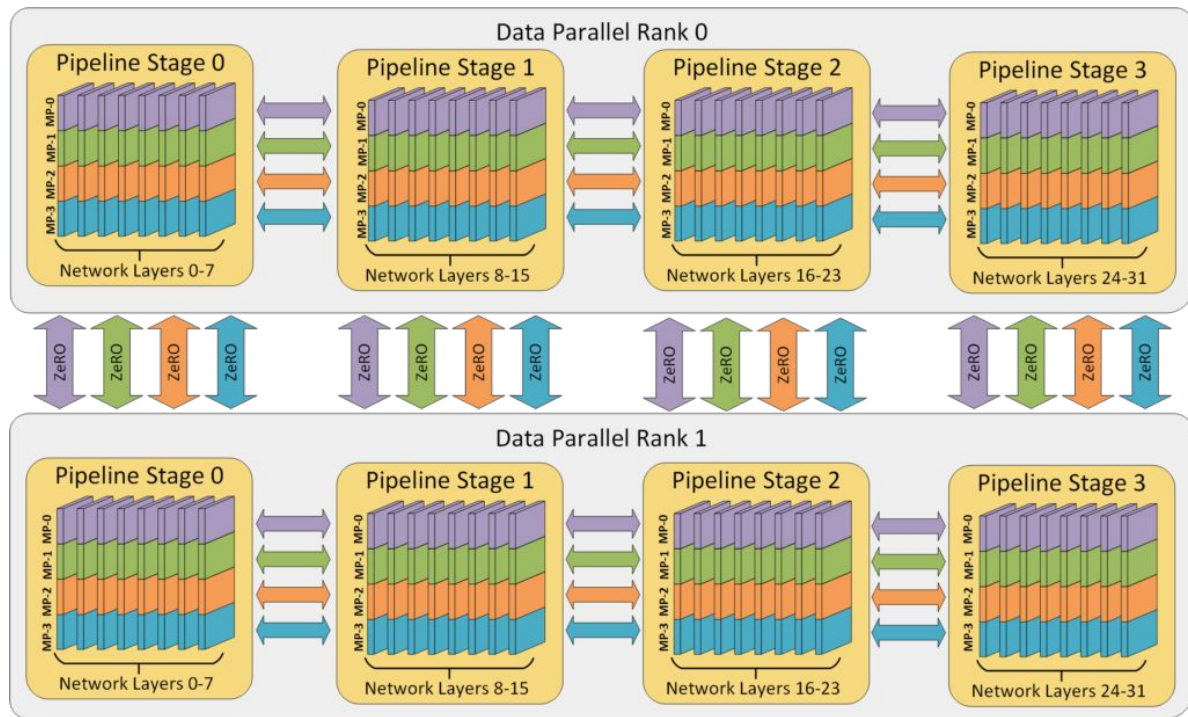
# ZeRO Parallelism Optimizations

Idea: Gradients, parameters, and optimizer state only needed for active layer. We distribute the state across all GPUs and gather them together when we need them (when they become “active”).

	gpu <sub>0</sub> ... gpu <sub>i</sub> ... gpu <sub>N-1</sub>	Memory Consumed	K=12 $\Psi=7.5\text{B}$ $N_d=64$
Baseline		$(2 + 2 + K) * \Psi$	120GB
P <sub>os</sub>		$2\Psi + 2\Psi + \frac{K * \Psi}{N_d}$	31.4GB
P <sub>os+g</sub>		$2\Psi + \frac{(2 + K) * \Psi}{N_d}$	16.6GB
P <sub>os+g+p</sub>		$\frac{(2 + 2 + K) * \Psi}{N_d}$	1.9GB

■ Parameters   ■ Gradients   ■ Optimizer States

# 3D Parallelism



# Why 3D Parallelism?

- Model parallelism bad if batch size is too large. Communication cannot be overlapped with computation.
- Data parallelism bad if the batch size is too small.
- Pipeline parallelism decreases mini-batch size through micro-batches.
- Pipeline parallelism increase min-batch size through aggregation of micro-batches.
- Pipeline parallelism allows for simple overlap of communication and computation..

# Efficiency Optimizations

## Larger Batch Size

- GPUs are more efficient if fully utilized. That usually only happens if batch size is large
- GPUs run better if the mini-batch dimension is 32 or larger
- Often you can achieve *faster* training by using a memory efficiency technique which *slows* down training but enables training with larger batch size
- Larger batch sizes enables larger learning rates. While computation is slower, training might be faster.



# Fused Kernels

```
if group['weight_decay'] != 0:
    grad.add_(group['weight_decay'], p.data)

# Decay the first and second moment running average coefficient
exp_avg.mul_(beta1).add_(1 - beta1, grad)
exp_avg_sq.mul_(beta2).addcmul_(1 - beta2, grad, grad)
if amsgrad:
    # Maintains the maximum of all 2nd moment running avg. till now
    torch.max(max_exp_avg_sq, exp_avg_sq, out=max_exp_avg_sq)
    # Use the max. for normalizing running avg. of gradient
    denom = (max_exp_avg_sq.sqrt() / math.sqrt(bias_correction2)).add_(group['eps'])
else:
    denom = (exp_avg_sq.sqrt() / math.sqrt(bias_correction2)).add_(group['eps'])

step_size = group['lr'] / bias_correction1

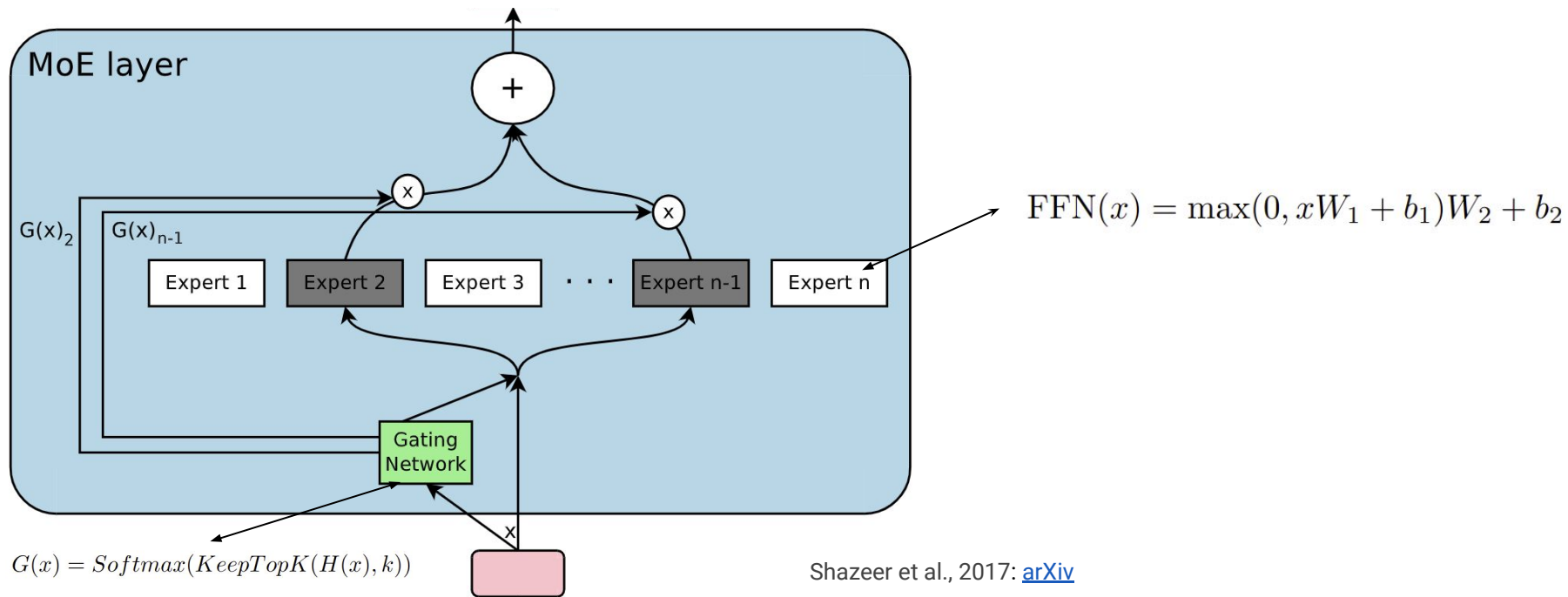
p.data.addcdiv_(-step_size, exp_avg, denom)
```

- Adam with  $10^9$  parameters:
  - 14 read/writes
  - 32-bit  $10^9$  parameters = 4 GB
  - Normal Adam: GPU with 600 GB/s  $\rightarrow 14 \cdot 4 / 600 = 100\text{ms}$
  - Fused Adam: 6ms

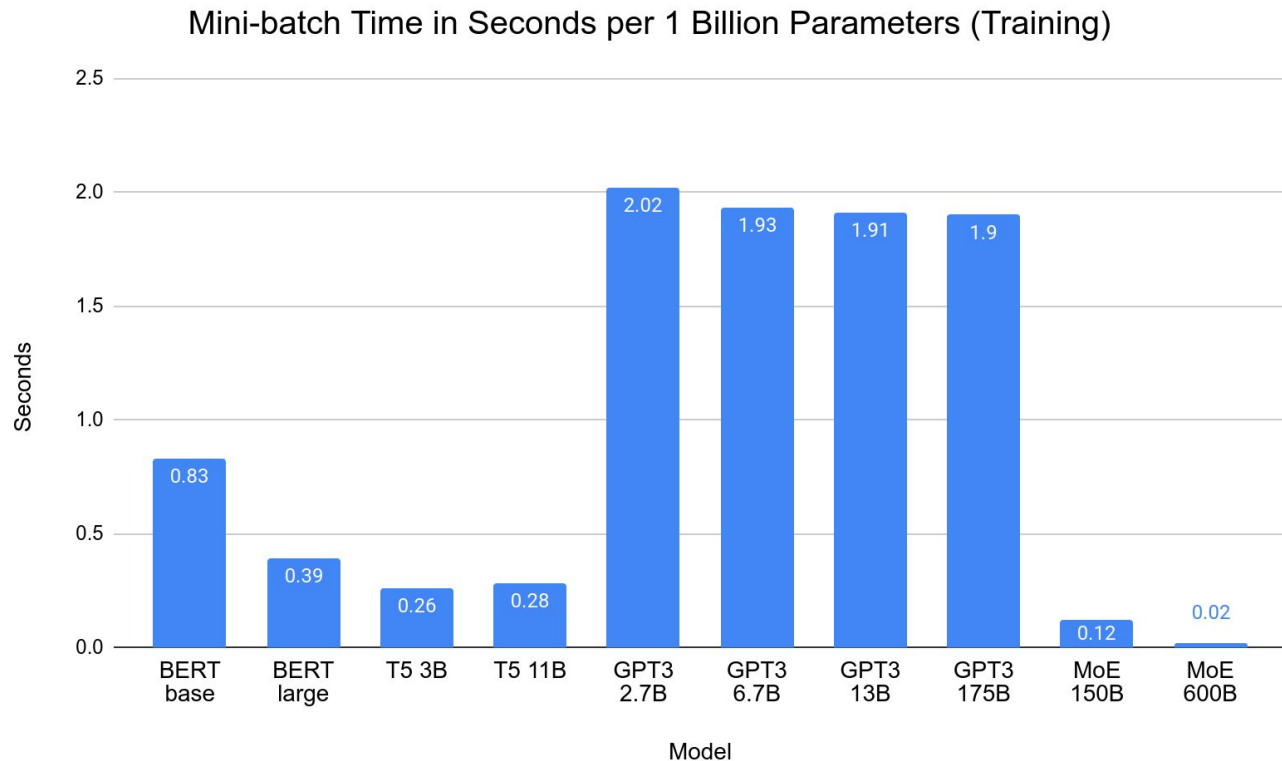
# Mixture of Experts



# Mixture of Experts: Overview



# Transformers Mini-batch Time



# Mixture of Experts: Balancing and Specialization v1

Version 1 ([Shazeer et al., 2017](#)):

Initialize  $W_g$  and  $W_{noise}$  with zeros, so outputs are driven by standard normal noise. This guarantees balancing across experts at the start of training.

The noise also helps to decrease early advantage of previously picked experts.

$$G(x) = \text{Softmax}(\text{KeepTopK}(H(x), k))$$

$$H(x)_i = (x \cdot W_g)_i + \text{StandardNormal}() \cdot \text{Softplus}((x \cdot W_{noise})_i)$$

# Mixture of Experts: Balancing and Specialization v1

Version 1 ([Shazeer et al., 2017](#)):

An additional balancing loss assigns high loss to experts which have very high probability. This prevents failure cases where an expert is always picked with 100% probability.

$$Importance(X) = \sum_{x \in X} G(x)$$

$$L_{importance}(X) = w_{importance} \cdot CV(Importance(X))^2$$

Coefficient of variation:  $CV(X) = \text{std}(X)/\text{mean}(X)$

# Mixture of Experts: Balancing and Specialization v1

Version 1 ([Shazeer et al., 2017](#))

Importance loss can be satisfied by picking a subset of experts. To prevent this degeneration we want to pick *all* experts with roughly the same probability over time.

If we view the softplus term as something analogous to a standard deviation and the mean softmax as the expected value, we can express an approximate probability for this with a CDF of the normal distribution.

$$H(x)_i = (x \cdot W_g)_i + \text{StandardNormal}() \cdot \text{Softplus}((x \cdot W_{\text{noise}})_i)$$

$$P(x, i) = \Phi\left(\frac{(x \cdot W_g)_i - \text{nth\_excluding}(H(x), k, i)}{\text{Softplus}((x \cdot W_{\text{noise}})_i)}\right)$$

$$\text{Load}(X)_i = \sum_{x \in X} P(x, i)$$

$$L_{\text{load}}(X) = w_{\text{load}} \cdot \text{CV}(\text{Load}(X))^2$$

# Mixture of Experts: Balancing and Specialization v2

Version 2 ([Lepikhin et al., 2020](#)):

No noise. Initialize layers normally. Keep track of  $c_e$ , how many times each expert was used for the sequence S. With the mean gate probability of  $m_e$  we can now define a balancing auxiliary loss:

$$\ell_{aux} = m_e(c_e/S)$$

$$\mathcal{L} = \ell_{nll} + k * \ell_{aux}$$

Where k is a constant loss weight (a good value is 0.1; usually between 0.01 and 1.0)



# Mixture of Experts: Balancing and Specialization v2

Version 2 ([Lepikhin et al., 2020](#)):

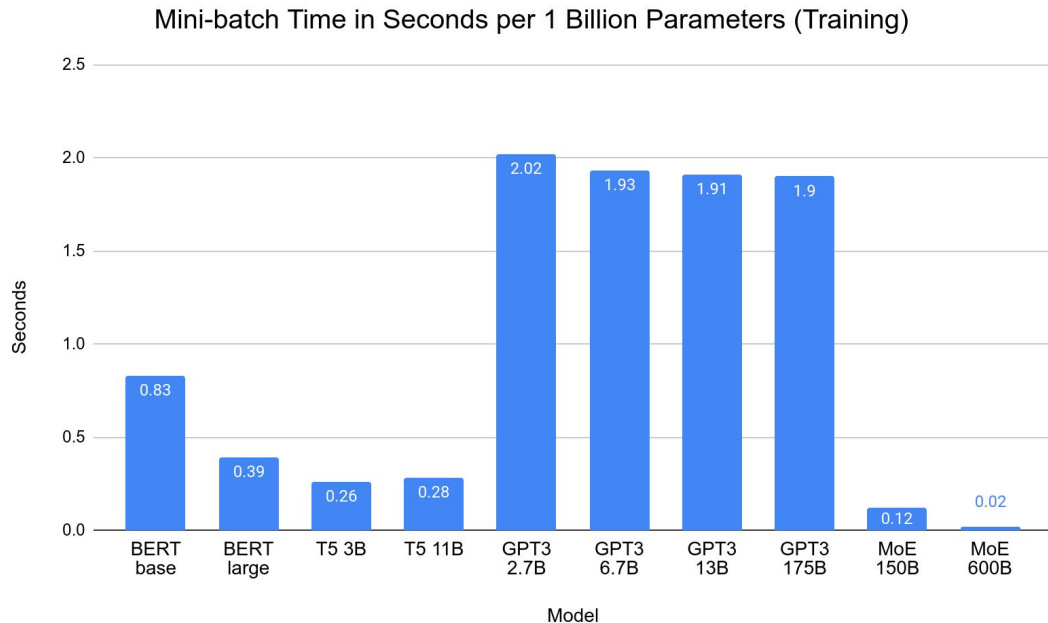
- Random dispatch: Use 2nd expert proportionally to the softmax gate probability.
- Have a frequency cutoff — a token budget — for each expert. If this budget is exceeded the expert degenerated to a zero matrix. This effectively reduces the output of the MoE layer to zero and thus only the residual connection output around the MoE layer is fed to the next layer.

# Mixture of Experts: Balancing and Specialization

Many cases of expert degeneration:

1. **Overbalancing:** All experts are approximately equally used. However, gate probability approaches  $1/\text{\#Experts}$ . No expert is better than another expert.
2. **Underbalancing:** The same top-k experts are used for every token. This leads to two strong experts, but all other experts do not learn anything and are “wasted capacity”.
3. **Sequence-level degeneration:** Model balances experts by using each expert for a particular sequence index. For example, for indices 0, 1, 2, 3 always experts E3, E1, E2, E0. This leads to sequence experts, but not content experts.

# Mixture of Experts: Benefits




- Works well on diverse data like multilingual machine translation
- Can be difficult to train due to balancing/specialization issues
- Only faster than transformers if you can run it with a large enough batch size to saturate distributed experts
- If you scale the model across a cluster, you will need excellent interconnect performance (TPU v4 Pod, NVIDIA SuperPod)

Shazeer et al., 2017: [arXiv](#)

Lepikhin et al., 2020: [arXiv](#)

07

# Closing Notes



# Why we should strive for efficiency

Our field has seen a dramatic increase in scale in the past 2 years.

Striving for efficiency means caring about:


- 1) Costs
- 2) Accessibility
- 3) Production needs
- 4) The sustainability of this growth

# Closing Notes

In this tutorial, we covered a wide range of ideas, applications and practical considerations that helps us build more efficient systems, including:

- 1) Core efficiency techniques
- 2) Efficiency improvements to attention mechanisms
- 3) Case studies of efficient models
- 4) Practical considerations for scaling models

We hope you  
enjoyed it and  
learned something  
new!



# Thank you!

Slides available at: [bit.ly/2SmhKY7](https://bit.ly/2SmhKY7)



Google Research

**W**  
UNIVERSITY of  
WASHINGTON

